

2019-2020 Unaudited Actuals

September 8, 2020



For the future of every student

2020-21 Ventura Unified Budget Cycle Timeline

- ☑ January 2020: Governor's 2020-21 Budget Proposal
- ☑ March 2020: 2019-20 Second Interim Report
- ☑ May 2020: Governor's Revised 2020-21 Budget
- ☑ June 2, 2020: 2020-21 Budget Presented for First Review
- ☑ June 2, 2020: 2020-21 Budget Public Hearing
- ☑ June 23, 2020: 2020-21 Budget Presented for Board Approval
- ☑ July 1, 2020: Adopt 2020-21 Original State Budget

Sept 15, 2020: **2019-20 Unaudited Actuals due**
Dec 15, 2020: 2019-20 First Interim Report
Mar 31, 2021*: 2019-20 Audit Report* (Extended due to Covid)

2019-20 Unaudited Actuals Review

	19-20 Estimated Actuals	19-20 Unaudited Actuals	Change
Beginning Fund Balance	20,482,815	20,482,815	
Revenues	192,267,246	193,638,283	1,371,037
Expenditures	192,971,498	190,055,098	(2,916,400)
Operating Suprlus /(Deficit)	(704,252.00)	3,583,185	4,287,437
Other Financing Sources/Uses	2,065,500	1,795,810	(269,690)
Net Surplus/(Deficit)	(2,769,752)	1,787,376	4,557,128
Net Ending Fund Balance	17,713,063	22,270,191	4,557,128
<u>Components of Ending Fund Balance</u>			
Stores	325,000	364,418	39,418
Prepaid	327,464	588,494	261,030
Restricted Resources	735,062	972,707	237,645
Assignments	1,475,000	2,044,075	569,075
Reserve for Economic Uncertainties	5,871,650	5,701,653	(169,997)
Unassigned Ending Balance	8,978,887	12,598,845	3,619,958



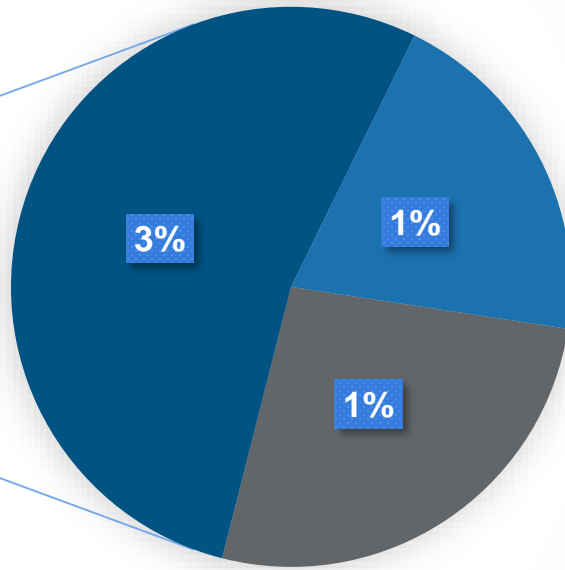
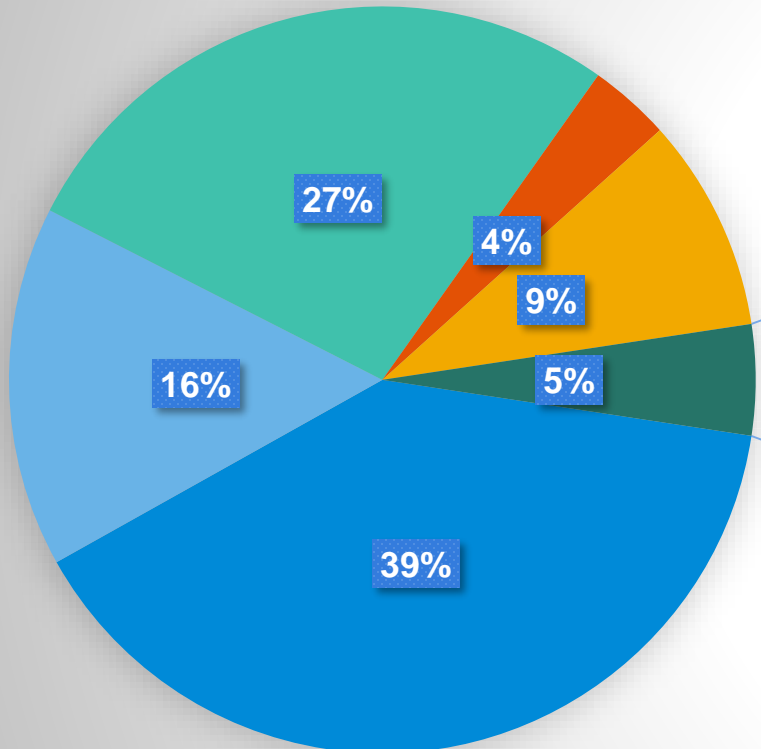
2019-20 Unaudited Actuals Review

Category	19-20 Estimated Actuals	19-20 Unaudited Actuals	Change	% Change	
Certificated Salaries	76,099,800	75,844,318	(255,482)	-0.34%	39.5%
Classified Salaries	29,097,230	30,018,257	921,027	3.07%	15.6%
Employee Benefits	52,788,402	52,458,752	(329,650)	-0.63%	27.3%
Books/Supplies	7,777,674	6,778,745	(998,929)	-14.74%	3.5%
Services, Software, Other Operating	18,674,297	17,805,248	(869,049)	-4.88%	9.3%
Capital Outlay	2,664,643	2,445,169	(219,474)	-8.98%	1.3%
Other Outgo & Transfers of Indirect Costs	5,869,452	4,704,608	(1,164,844)	-24.76%	2.5%
Transfers to Other Funds	2,065,500	1,795,810	(269,690)	-15.02%	0.9%
Total Expenditures	195,036,998	191,850,907	(3,186,091)	-1.66%	

Source	19-20 Estimated Actuals	19-20 Unaudited Actuals	Change	% Change	
LCFF	154,919,344	156,237,821	1,318,477	0.84%	81.4%
Federal	7,953,046	7,915,589	(37,457)	-0.47%	4.1%
Other State	14,112,073	14,658,453	546,380	3.73%	7.6%
Local	15,282,783	14,826,420	(456,363)	-3.08%	7.7%
Total Revenues	192,267,246	193,638,283	1,371,037	0.71%	



2019-20 Unaudited Actuals Expenditures

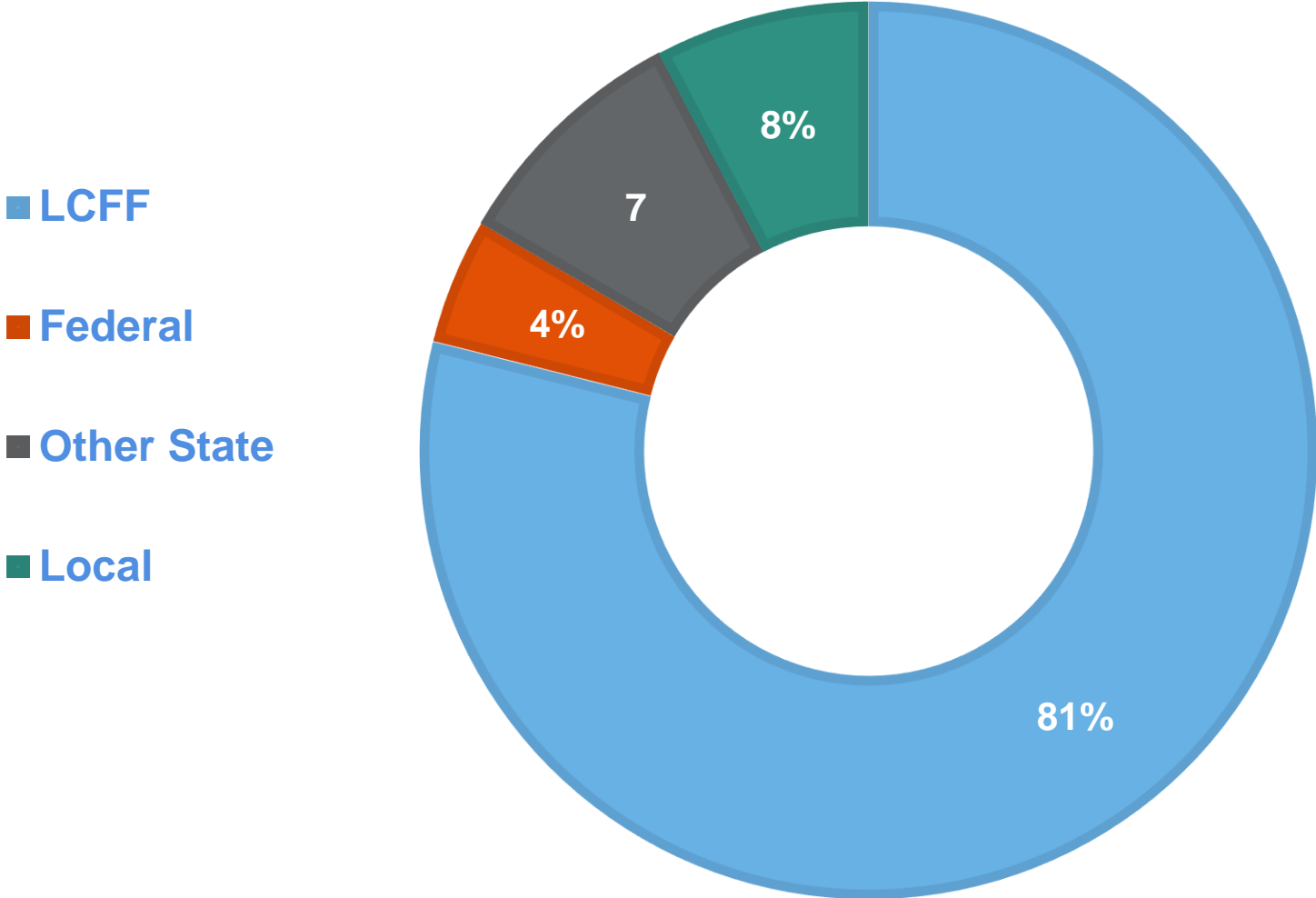


- Certificated Salaries
- Classified Salaries
- Employee Benefits
- Books/Supplies
- Services, Software, Other Operating
- Capital Outlay
- Other Outgo
- Transfers to Other Funds



For the future of every student

2019-20 Unaudited Actuals Revenues



2019-20 Unaudited Actuals Review

Other Areas to be Expended in 20/21 (Ending Fund Balance Assignments):

17-18 ADA Thomas Fire Adjustment	\$1.239 million - Budgeted in 20/21 (Timing Difference)
Assigned Site Budget Carryover	\$659k
Assigned Proposed Law: Restricted LCAP Carryover	\$1.38 million

Classified Salaries - Variances from Budget

CESAP (Classified Employee Summer Assistance Program) \$435k – new accounting item – will be corrected in 20/21
Retro Adjustment \$200k (under estimated in Sub pay, extra hourly)
Additional Sub and Hourly expenses \$300k

Award Roll forward to be expended in 20/21:

Title I	\$647k	After School ASES	\$167k	Restricted Lottery	\$498k
ESSA CSI	\$366k	Child Dev Preschool	\$347k	Prop 39	\$52k
Title III	\$200k	Low Performing Grant	\$624k		



2019-20 Unaudited Actuals Review

Next Steps:

- Submit reporting package to County Office of Education/CA Dept. of Ed
- Begin 2019-20 Audit (Audit Report Deadline Extended to March 31, 2021)
- Update 2020-21 1st Interim Budget and Multi-Year Projections

Thank You



For the future of every student