


Ventura Unified School District

School Plan for

Student

Achievement



Balboa Middle School

56 72652 6060370

Contact Information:

Carlos Covarrubias, Principal

carlos.covarrubias@venturausd.org

247 Hill Road

Ventura, CA 93003

(805) 289-1800



Fiscal Year 2019-2020

This page intentionally left blank.

The School Plan for Student Achievement	1
School Site Council Membership	2
English Learner Advisory Committee (ELAC) Membership	3
Recommendations and Assurances	4
District information	5
District Profile.....	5
District Promise.....	5
District Pillars	5
District Logo.....	5
District Vision	6
District Mission.....	6
District Governing Principles.....	6
School Information	7
School Vision	7
School Mission.....	7
Student Enrollment by Ethnicity – 2018-19	7
Student Enrollment by Grade – 2018-19.....	8
Student Enrollment by Student Group – 2018-19.....	8
Comprehensive Needs Assessment.....	9
Nutrition	9
Bully Prevention, Violence Prevention, and Substance Abuse Curricula.....	10
Community Resource Guide.....	11
School Plan for Student Achievement	12
Budget	21
2019-20 Centralized Support for Planned Improvements in Student Performance	22
VUSD - Program Support Goals.....	22
References	24
CAASPP – Grade 6 English Language Arts/Literacy 2018-19	24
CAASPP – Grade 6 Mathematics 2018-19	25
CAASPP – Grade 7 English Language Arts/Literacy 2018-19	26
CAASPP – Grade 7 Mathematics 2018-19	27
CAASPP – Grade 8 English Language Arts/Literacy 2018-19	28
CAASPP – Grade 8 Mathematics 2018-19	29
2019-20 Supplemental Funds Program Budget	30
2019-20 Site Based Funds Program Budget.....	31
Parent Involvement Calendar	32
Districtwide Intervention Programs & Supports	33
Professional Development Plan.....	34
School Accountability Report Card	35
School Site Council Bylaws	43

The School Plan for Student Achievement

The School Plan for Student Achievement (SPSA) is a strategic plan that maximizes the resources available to the school while minimizing duplication of effort with the ultimate goal of increasing student achievement. SPSA development should be aligned with and inform the Local Control and Accountability Plan process.

The SPSA consolidates all school-level planning efforts into one plan for programs funded through the consolidated application (ConApp), and for federal school improvement programs, including schoolwide programs, Comprehensive Support and Improvement (CSI), Targeted Support and Improvement (TSI), and Additional Targeted Support and Improvement (ATSI), pursuant to California Education Code (EC) Section 64001 and the Elementary and Secondary Education Act as amended by the Every Student Succeeds Act (ESSA). This plan is designed to meet schoolwide program planning requirements.

California's ESSA State Plan supports the state's approach to improving student group performance through the utilization of federal resources. Schools use the SPSA to document their approach to maximizing the impact of federal investments in support of underserved students. The implementation of ESSA in California presents an opportunity for schools to innovate with their federally-funded programs and align them with the priority goals of the school and the LEA that are being realized under the state's Local Control Funding Formula (LCFF).

The LCFF provides schools and LEAs flexibility to design programs and provide services that meet the needs of students in order to achieve readiness for college, career, and lifelong learning. The SPSA planning process supports continuous cycles of action, reflection, and improvement. Consistent with EC 65001, the School Site Council (SSC) is required to develop and annually review the SPSA, establish an annual budget, and make modifications to the plan that reflect changing needs and priorities, as applicable.

For additional information on school programs and how you may become involved locally, please contact:

Carlos Covarrubias, Principal
Balboa Middle School
247 Hill Road
Ventura, CA 93003
(805) 289-1800
carlos.covarrubias@venturausd.org

The district's Governing Board approved this revision of the school plan on _____.

School Site Council Membership

California Education Code Section 64001(g) requires that the School Plan for Student Achievement be reviewed and updated at least annually, including proposed expenditures of funds allocated through the ConApp, by the School Site Council (SSC). The 2019-20 School Site Council consists of the following members:

Name of Members	Principal	Certificated Staff	Classified /Other Staff	Parent or Community Member	Student
Carlos Covarrubias	X				
Tawnya Ferdolage			X		
Geneva Bento		X			
Renee Young		X			
Jenee Wilcox		X			
Andrea Bacigalupi				X	
Inessa Gelman				X	
Olivia Ramirez				X	
Mabel Valenzuela				X	
Skyler Chaffey					X
Number of members in each category	1	3	1	4	1

English Learner Advisory Committee (ELAC) Membership

Education Code Section 52176 (a) states that each school with more than 20 English Learners shall establish a school level advisory committee. Parents or guardians, or both, of EL pupils who are not employed by the district shall constitute a majority of the committee.

Name of Members	Principal	Certificated Staff	Classified/ Other Staff	Parent or Community Member	Student
Carlos Covarrubias	X				
Alicia Roman				X	
Imelda Romero				X	
Raul Romero				X	
Yerania Orozco				X	
Maria Cardenas				X	
Irlanda Lopez				X	
Elida Valdovinos				X	
Cesar Arevalo				X	
Eliana Rodriguez				X	
Tomas Gaeta				X	
Number of members in each category	1			10	

Recommendations and Assurances


The School Site Council (SSC) recommends this school plan and proposed expenditures to the district Governing Board for approval and assures the board of the following:

The SSC is correctly constituted and was formed in accordance with district governing board policy and state law.

- 1) The SSC reviewed its responsibilities under state law and district governing board policies, including those board policies relating to material changes in the School Plan for Student Achievement (SPSA) requiring board approval.
- 2) The SSC sought and considered all recommendations from the following groups or committees before adopting this plan:

English Learner Advisory Committee
Leadership Team

Signature of Authorized Representative



- 3) The SSC reviewed the content requirements for school plans of programs included in this SPSA and believes all such content requirements have been met, including those found in district governing board policies and in the local educational agency plan.
- 4) This SPSA is based on a thorough analysis of student academic performance. The actions proposed herein form a sound, comprehensive, coordinated plan to reach stated school goals to improve student academic performance.
- 5) This SPSA was adopted by the SSC at a public meeting on: 11/19/19.

Attested:



Carlos Covarrubias, Principal

11/21/19

Date



SSC Chairperson

11/21/19

Date

District information

District Profile

Ventura Unified School District is the third largest district in the county and located on the California coastline, 63 miles northwest of Los Angeles. Just under 17,000 students in grades transitional kindergarten through twelve receive a rigorous, standards-based curriculum from dedicated and highly qualified professionals. The district is comprised of 17 elementary schools, 4 middle schools, 3 comprehensive high schools, 1 continuation high school, and 1 alternative high school.

During the 2018-19 school year, Ventura Unified School District served 16,353 students in grades TK-12 including 10.2% students with disabilities, 16.6% English learners, 55.7% socioeconomically disadvantaged, 0.4% migrant education, 5.2% homeless, and almost 0.4% identified as foster youth.

District Promise

When it comes to delivering an education that prepares students for a future in the world today, a one-size-fits-all approach no longer suffices. Students must be able to think critically, approach problem-solving with agility and creativity, be open to exploration, and adapt to new ideas and pathways they will invariably encounter throughout their lives.

At Ventura Unified School District, we cultivate a wealth of diverse academic programs so every student in our community has the chance to explore and engage with a learning environment that not only challenges them academically, but also promotes their growth as people, scholars, and citizens of the world, in an open and positive environment.

Our passion is to help the children in our schools find their passion—academically and personally—believing that each and every student has a brilliant future ahead of them.

District Pillars

We are committed to providing:

- a safe, healthy, and positive learning environment in every school
- rigorous and relevant academics that challenge each student
- engaging settings that stimulate curiosity and empower students to have a voice in their learning
- real world experiences and connections in and out of the classroom to cultivate creativity, critical thinking, and an appreciation for the world in which we live
- consistent, enthusiastic and unwavering encouragement of each and every child—so they can discover who they want to become and be academically, personally, and socially

Our young people are the future of our community and our world. It is incumbent on all of us to become deeply involved in their success, so each student has the freedom, support and resources they need to find their future.

For the future of every student.

District Logo

Our logo, the open wave, was inspired by VUSD's connection to the California coast and the possibilities that lie ahead for our students. The ocean, and all that it represents, is a fitting metaphor for the optimism and energy embodied by our people, schools, and district. The logo unifies our schools and programs with a bold, abstract signature that connotes an open, cresting wave. The clean lines that comprise the open wave signify the opportunities students are offered by our district through its variety of programs and schools. The color blue leads our bold and varied color palette since it stands for confidence, wisdom, and intelligence.

District Vision

In the Ventura Unified School District all students will receive an exemplary and balanced education fostering a lifelong passion for learning and engagement. We demand excellence of ourselves because our supportive community has entrusted us with their children.

District Mission

The Ventura Unified School District will educate all students in safe, healthy, and high performing schools. We will inspire all students to excel academically, honor the unique qualities and diverse backgrounds of all students, build supportive relationships, guide all students to reach their full potential, motivate all students to successfully pursue their chosen life path, and engage all students to become responsible and contributing members of society.

District Governing Principles

Every student can learn. We will make decisions in the best interest of students. We will value and celebrate diversity, and treat all people with dignity and respect. We will operate in a fiscally responsible manner. We will work as a team. We will maintain a working environment that promotes professional growth and excellence. We will celebrate and recognize success, creativity and achievement through a variety of indicators. We will embrace families and the community as partners in education.

School Information

During the 2018-19 school year, Balboa Middle School served 1,103 students in grades 6-8. Student enrollment included 11.3% students with disabilities, 11.4% English learners, 50.4% socioeconomically disadvantaged, 2.5% homeless youth, and 0.7% foster youth.

Balboa Middle School is one of four middle schools in the Ventura Unified School District. Balboa serves students who live in the East end of Ventura. Educational programs are tailored to meet the needs of students in their transitional years from the self-contained classroom environment of an elementary school to the departmentalized program of a high school. Balboa Middle School emphasizes a clean, safe and respectful school environment focused on student learning, resulting in a campus with few behavior problems, distractions and an exemplary rate of attendance.

The school library is managed by a full-time librarian and one library media technician, and the school campus has two computer labs used for whole-class instruction and one computer lab is used for elective coursework. Teachers have access to mobile Netbook computer labs, which may be used for whole class projects, and a portable laptop cart with 38 laptops. There are also six classrooms on campus with a 2:1 ratio of tablet to students (iPads and Google Chromebooks).

Enrichment is provided through the Gifted and Talented Education program, electives, and music. A full-time music teacher offers beginning to intermediate level instrumental instruction. Competitive sports including wrestling, volleyball, cross country, field hockey, basketball, and many others. ASB, Chess and Game Club, AVID, Schools for Salone, Drama Club, Comic Book Club, Balboa Social Club, Audio/Visual Recording Club, Anime Club, Followers 24-7 Club, and Battle of the Books are among the many activities and organizations available to students. A comprehensive list of school sports and clubs is available on the school's website.

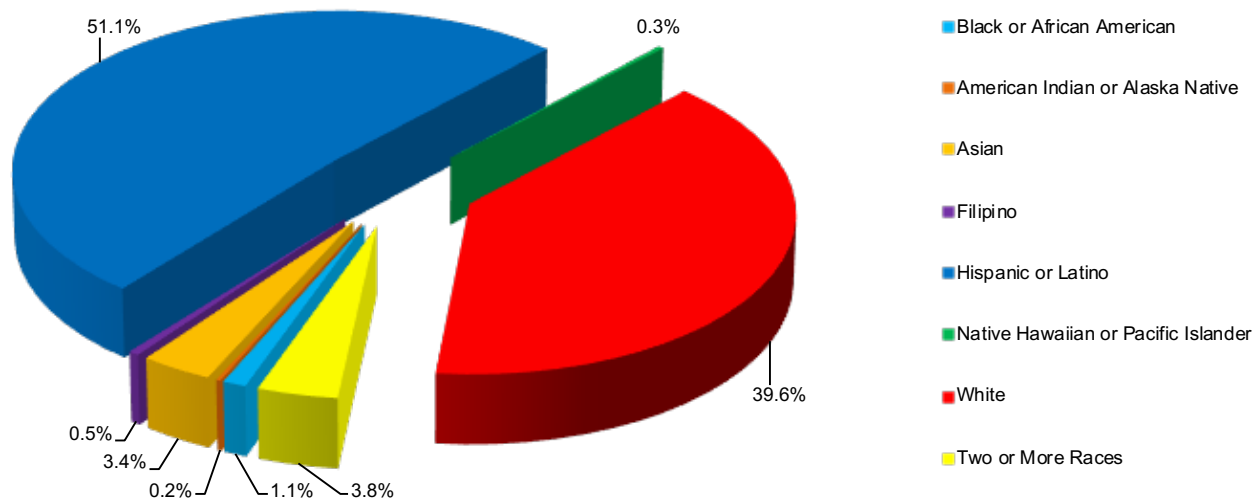
School Vision

At Balboa Middle School all students will receive an exemplary and balanced education fostering a life-long passion for learning and engagement. We demand excellence of ourselves because our supportive community has entrusted us with their children.

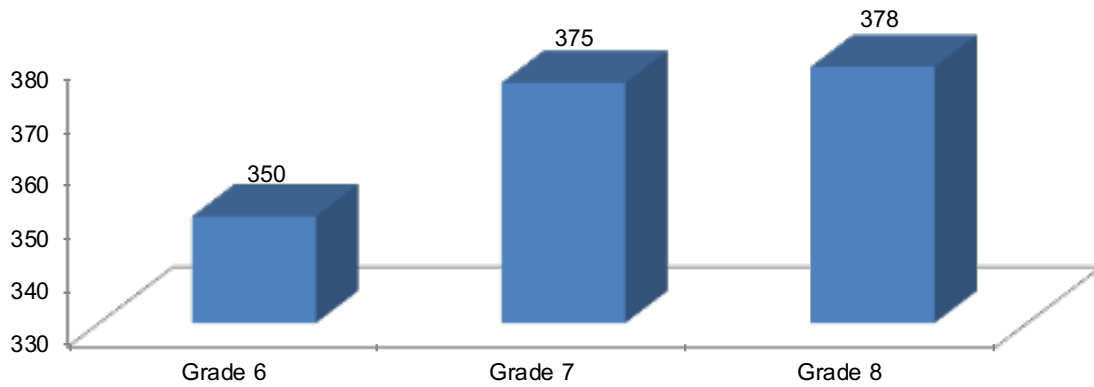
School Mission

Balboa Middle School will educate all students in a clean, safe, and respectful learning environment. In conjunction with parents and community we will build academic skills, foster social skills, honor the uniqueness of all students, inspire all students to achieve their personal best and encourage students to develop healthy lifestyles.

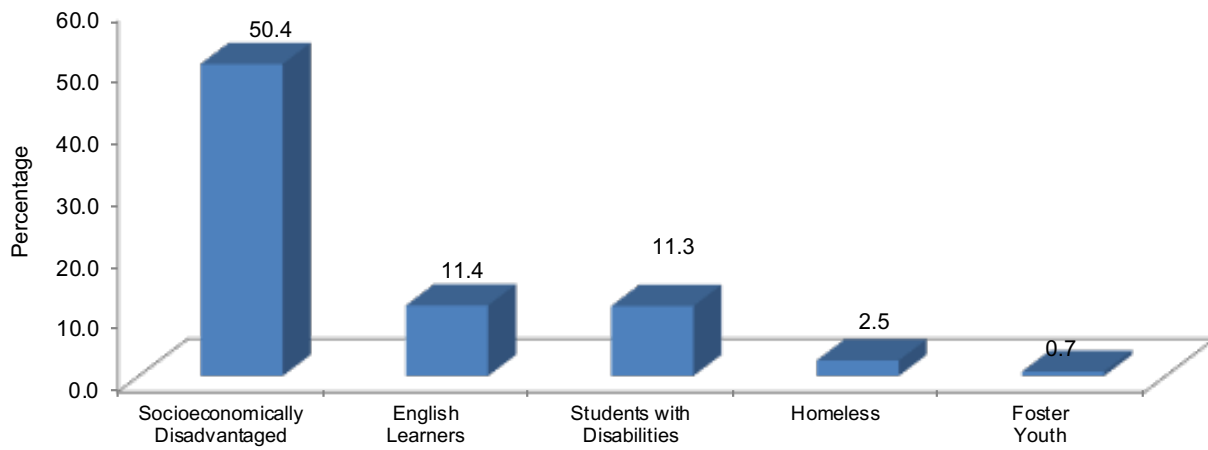
Student Enrollment by Ethnicity – 2018-19



Student Enrollment by Grade – 2018-19



Student Enrollment by Student Group – 2018-19



Comprehensive Needs Assessment

Balboa Middle School completed a comprehensive needs assessment survey of all students enrolled, including migratory students, which included the analysis of student performance in relation to the state academic content standards. During staff meetings, leadership team meetings, and grade level meetings, administrators and teacher leaders considered the results of the following to identify areas of strength and weakness:

- Analysis of Student Performance Data:
 - ELPAC Reports
 - District Benchmarks
 - Local Assessments
 - Math & ELA Benchmarks

Conclusions from the needs assessment survey were used to identify SPSA goals and program support goals.

Nutrition

Ventura Unified School District's governing board recognizes the link between student health and learning and ensures a comprehensive coordinated school health program approach that supports and reinforces health literacy through health education, physical education, health services, nutrition services, psychological and counseling services, health promotion for staff, a safe and healthy school environment with parent/guardian and community involvement as outlined in Board Policy 5030 (Student Wellness). The board policy was developed with the involvement of parents/guardians, students, school food service professionals, teachers, school administrators, Board representatives, and members of the community.

- **Nutrition Education and Physical Activity Goals** - the district's health programs, including health, nutrition and physical education, are based on current scientific and educational research, meet state standards, are consistent with the expectations established in the state's curriculum frameworks, and designed to build the skills and knowledge that all students need to maintain a healthy lifestyle. Health, nutrition and physical education are provided as part of the health education program in grades TK-12 and, as appropriate, integrated into core academic subjects and offered through before-and-after-school programs.
- **Foods and beverages** - all foods and beverages available to students, including foods and beverages provided through the National School Lunch Program, student stores, vending machines, fundraisers, or other venues meet or exceed state and federal nutrition standards. It is integral to the district's culture to support Safe, Healthy and High Performing Schools at every occasion. For example, nutritious items and activities are served at occasional class parties or celebrations which are held after the lunch period. Healthy foods or non-food items only are used as incentives or award.
- **Health Education** - all students in grades TK-12 are afforded opportunities to be physically active on a regular basis. Opportunities for moderate to vigorous physical activity are provided through physical education, recess, school athletic programs, extracurricular programs, before and after-school programs, and other structured and unstructured activities.

Balboa Middle School provides the following programs on campus to promote healthy lifestyle standards and choices:

- **National School Lunch Program** - a federally assisted meal program which provides nutritionally balanced, low-cost or free lunches to children each school day. VUSD Child Nutrition Programs' Nationally acclaimed Farm-to-School Salad Bar program and scratch cooked meals meet and exceed the Healthy, Hunger Free Kids Act of 2010 and the July 1, 2012, Federal meal regulations.
- **School Breakfast Program** - a federally funded program which provides nutritious breakfasts to children at reasonable prices is available.
- **Harvest of the Month (HOM) Program** - a different locally grown seasonal fruit or vegetable is featured each month. Classroom teachers offer samples of the produce and give information on the crop. Special salads showcasing the Harvest of the Month produce are served each week at the school salad bar to reinforce classroom lessons. Each month, school libraries feature a storybook for the month's HOM fruit or vegetable.

- **Farm-to-School Salad Bar** - the cafeteria offers a daily Farm-to-School salad bar with a variety of fresh, seasonal produce purchased from local farmers to the extent possible. Area farmers visit schools to do Farmer in the Classroom lessons and provide mini farmers' markets to students.
- **SPARK (Sports, Play & Active Recreation for Kids!)** – research based physical activity/physical education curriculum.

Bully Prevention, Violence Prevention, and Substance Abuse Curricula

All persons are to be treated with dignity and respect; therefore, the district, schools, students, parents/guardians and community have an obligation to promote mutual respect and safe, harmonious relations that support dignity and equality. The Ventura Unified School District has in place policies, procedures, and practices that are designed to reduce and eliminate bullying and harassment as well as processes and procedures to address incidents of bullying and harassment when they occur.

Balboa Middle School's behavior standards are aligned to district standards, including the application of standards for bullying behavior fairly and consistently. Balboa Middle School follows district guidelines, policies and procedures according to the Education Code as well as school rules pertaining to related matters such as bullying, suspension and expulsion, student expression, and the rights and responsibilities of students. School administration and teaching staff are qualified to identify, manage, and respond to unacceptable behaviors to support a safe and respectful learning environment.

Balboa Middle School has adopted the following district-approved programs aimed at keeping students safe at all times and promoting healthy habits and choices.

- **Project Alert - Grades 7 and 8** - a digitally delivered classroom-based substance abuse prevention program aimed at preventing and reducing experimental and continued use of drugs. Through a series of comprehensive lessons, Project ALERT motivates students against drug use, cultivates new non-use attitudes and beliefs, and equips students with the skills and strategies to resist drugs. The program features self-paced lessons, downloadable lesson plans, and supporting videos and posters.
- **Too Good for Drugs - Grade 6** - a school-based prevention program designed to reduce risk factors and enhance protective factors related to alcohol, tobacco, and other drug (ATOD) use. Interactive teaching methods encourage students to bond with pro-social peers and engage students through role-play, cooperative learning, games, small-group activities, and class discussions. The curriculum consists of 26 lessons; 14 core lessons delivered in the same class, and 12 infusion lessons included in other academic classes.
- **Digital Citizenship** - An Internet safety program designed to provide teachers with lessons and resources that will comply with the Children's Internet Protection Act (CIPA). All schools are required to provide Internet Safety instruction for all grade levels each year.
- **Restorative Justice** – a powerful approach to discipline that focuses on repairing harm through inclusive processes that engage all stakeholders. Implemented well, Restorative Justice shifts the focus of discipline from punishment to learning and from the individual to the community.
- **SAP Counselor** – during 2018-19 provide counseling lessons for each grade level (bullying, decision-making, career pathways)

Community Resource Guide

The Ventura Unified School District publishes a Community Resource Guide for its student, parents, and community. The guide is available at the district office and on the district website www.venturausd.org. The guide provides local and community resource contact information for:

- After School Childcare & Activities
- Alcohol, Tobacco, Other Drugs
- Clothing, Food, Shelter
- Confidential Teen Services
- Counseling
- Family Support
- Healthcare Services
- Hot Line Numbers
- Local Alcohol, Tobacco & Drug Intervention List
- Low or No-Cost Health Insurance for Children
- Mental Health
- School-Law Partnership
- Transportation
- Tutoring

School Plan for Student Achievement

School Name	County-District-School CDS Code	School Site Council (SSC) Approval Date	Local Board Approval Date
Balboa Middle School	56726526060370	11/19/2019	

Purpose and Description

Briefly describe the purpose of this plan (State whether Schoolwide Program, Comprehensive Support and Improvement, Targeted Support and Improvement or Additional Targeted Support and Improvement)

Balboa Middle School has created this plan to monitor our school program. The purpose of this plan is to develop systems and structures that will assist us in meeting the needs of our students. Goals, strategies and activities are established to increase student achievement, increase student connections to school and increase parent involvement.

Briefly describe the school's plan for effectively meeting the ESSA requirements in alignment with the Local Control and Accountability Plan and other federal, state, and local programs.

The focus of Balboa's School Plan for Student Achievement is to increase student achievement, increase student connections to school and increase parent involvement. These three goals and related activities align to our Ventura Unified School District Local Control and Accountability Plan.

Stakeholder Involvement

How, when, and with whom did the school consult as part of the planning process for this SPSA/Annual Review and Update?

Involvement Process for the SPSA and Annual Review and Update

Personnel Involved:	Date:
School Site Council	10/8/2019
Leadership/MTSS Team	11/5/2019
ELAC	TBD

Resource Inequities

Briefly identify and describe any resource inequities identified as a result of the required needs assessment, as applicable. **(COMPLETE ONLY IF CSI OR ATSI SCHOOL)**

Describe resource inequities here.

Goals, Strategies, Expenditures, and Annual Review

Goal 1:

Increase Student Achievement – Increase student achievement for all students while decreasing performance gaps.

Identified Need:

Decrease the performance gap of our Economically Disadvantaged, Hispanic, English Learners and Students with Disabilities student groups.

Annual Measurable Outcomes:

Metric/Indicator	Baseline/Actual Outcome	Expected Outcome
ELA CAASPP Assessment Data All Students	53% (56)	58%
ELA CAASPP Assessment Data Economically Disadvantaged Students	38% (28%)	43%
ELA CAASPP Assessment Data Hispanic Students	41% (41%)	46%
ELA CAASPP Assessment Data English Learners	13% (18%)	23%
ELA CAASPP Assessment Data Special Education Students	18% (7%)	23%
Mathematics CAASPP Assessment Data All Students	47% (46%)	52%
Mathematics CAASPP Assessment Data Economically Disadvantaged Students	32% (17%)	37%
Mathematics CAASPP Assessment Data Hispanic Students	33% (31%)	38%
Mathematics CAASPP Assessment Data English Learners	3% (17%)	13%
Mathematics CAASPP Assessment Data Special Education Students	8% (7%)	13%

Strategy/Activity 1

Students to be Served by this Strategy/Activity

(Identify either All Students or one or more specific student groups)

All Students, Economically Disadvantaged Students, Hispanic Students, English Learners and Students with Disabilities.

Strategy/Activity

- Option of Core +1 ELA/Mathematics Intervention classes
- Opportunities for Tutoring
- Targeted Instruction in all Grade Levels to Address Identified Skill Needs in ELA/Mathematics
- Provide Additional Access to Activities Promoting Literacy/STEM
- Provide School Structures that Include Opportunities for Staff to Review Student Data, Collaborate, and Participate in Professional Development
- Continue Instructional Alignment to CCSS and NGSS

Proposed Expenditures for this Strategy/Activity

Amount(s)	Source(s)
Core+1 ELA Intervention - \$1,612	Supplemental Funds
ELA Tutoring - \$1,097	Supplemental Funds
Math Tutoring - \$1,875	Low Performing Student Block Grant
Instructional Support Supplies - \$5,165	Site Based Funds
Zero Period P.E. Supervision - \$790	Site Based Funds

Strategy/Activity 2

Students to be Served by this Strategy/Activity

(Identify either All Students or one or more specific student groups)

Economically Disadvantaged Students.

Strategy/Activity

- Option of Core +1 ELA/Mathematics Intervention classes
- Opportunities for Tutoring
- Targeted Instruction in all Grade Levels to Address Identified Skill Needs in ELA/Mathematics
- Provide Additional Access to Activities Promoting Literacy/STEM
- Provide School Structures that Include Opportunities for Staff to Review Student Data, Collaborate, and Participate in Professional Development
- Continue Instructional Alignment to CCSS and NGSS

Proposed Expenditures for this Strategy/Activity

Amount(s)	Source(s)
Core+1 ELA Intervention - \$5,875	Supplemental Funds
ELA Tutoring - \$1,317	Supplemental Funds
Instructional Support Supplies - \$2,661	Supplemental Funds
Professional Development - \$2,623	Supplemental Funds
Math Tutoring - \$2,250	Low Performing Student Block Grant
Instructional Support Supplies - \$7,090	Site Based Funds

Strategy/Activity 3

Students to be Served by this Strategy/Activity

(Identify either All Students or one or more specific student groups)

Hispanic Students.

Strategy/Activity

- Option of Core +1 ELA/Mathematics Intervention classes
- Opportunities for Tutoring
- Targeted Instruction in all Grade Levels to Address Identified Skill Needs in ELA/Mathematics
- Provide Additional Access to Activities Promoting Literacy/STEM
- Provide School Structures that Include Opportunities for Staff to Review Student Data, Collaborate, and Participate in Professional Development
- Continue Instructional Alignment to CCSS and NGSS

Proposed Expenditures for this Strategy/Activity

Amount(s)	Source(s)
Core+1 ELA Intervention - \$5,875	Supplemental Funds
ELA Tutoring - \$1,317	Supplemental Funds
Instructional Support Supplies - \$2,661	Supplemental Funds
Professional Development - \$2,623	Supplemental Funds
Counseling Support - \$6,416	Supplemental Funds
Instructional Support Supplies - \$7,091	Site Based Funds
Math Tutoring - \$2,250	Low Performing Student Block Grant

Strategy/Activity 4

Students to be Served by this Strategy/Activity

(Identify either All Students or one or more specific student groups)

English Learners.

Strategy/Activity

- Option of Core +1 ELA/Mathematics Intervention classes
- Opportunities for Tutoring
- Targeted Instruction in all Grade Levels to Address Identified Skill Needs in ELA/Mathematics
- Bilingual Paraeducator Support
- Provide Additional Access to Activities Promoting Literacy/STEM
- Provide School Structures that Include Opportunities for Staff to Review Student Data, Collaborate, and Participate in Professional Development
- Continue Instructional Alignment to CCSS and NGSS

Proposed Expenditures for this Strategy/Activity

Amount(s)	Source(s)
Core+1 ELA Intervention - \$2,218	Supplemental Funds
ELA Tutoring - \$329	Supplemental Funds
Instructional Support Supplies - \$1,306	Supplemental Funds
Professional Development - \$656	Supplemental Funds
Bilingual Paraeducator - \$18,855	Supplemental Funds
Instructional Support Supplies - \$2,931	Site Based Funds
Math Tutoring - \$562	Low Performing Student Block Grant

Strategy/Activity 5

Students to be Served by this Strategy/Activity

(Identify either All Students or one or more specific student groups)

Students with Disabilities.

Strategy/Activity

- Option of Core +1 ELA/Mathematics Intervention classes
- Opportunities for Tutoring
- Targeted Instruction in all Grade Levels to Address Identified Skill Needs in ELA/Mathematics
- Provide Additional Access to Activities Promoting Literacy/STEM
- Provide School Structures that Include Opportunities for Staff to Review Student Data, Collaborate, and Participate in Professional Development
- Continue Instructional Alignment to CCSS and NGSS

Proposed Expenditures for this Strategy/Activity

Amount(s)	Source(s)
Core+1 ELA Intervention - \$1,219	Supplemental Funds
ELA Tutoring - \$329	Supplemental Funds
Instructional Support Supplies - \$1,305	Supplemental Funds
Professional Development - \$656	Supplemental Funds
Math Tutoring - \$563	Low Performing Student Block Grant
Instructional Support Supplies - \$2,926	Site Based Funds

Annual Review:

SPSA Year Reviewed: 2018-19

Respond to the following prompts relative to this goal. If the school is in the first year of implementing the goal, an analysis is not required and this section may be deleted.

ANALYSIS:

Describe the overall implementation of the strategies/activities and the overall effectiveness of the strategies/activities to achieve the articulated goal.

Academic goals were not achieved by student groups targeted during the 2018-2019 school year. The only academic increase achieved occurred in the area of mathematics by "All Students".

Briefly describe any major differences between the intended implementation and/or the budgeted expenditures to implement the strategies/activities to meet the articulated goal.

Plan was implemented as intended without major differences.

Describe any changes that will be made to this goal, the annual outcomes, metrics, or strategies/activities to achieve this goal as a result of this analysis. Identify where those changes can be found in the SPSA.

All mathematics instruction will be administered using the College Preparatory Mathematics curriculum. Monthly Classroom Intervention Meetings will be held to identify students in need of academic support. Quarterly Common Formative Assessments in core subject areas will be administered and data analyzed to target instruction. Professional development in the areas of Universal Design for Learning and Special Education inclusion will take place as part of this 2019-2020 school year.

Goal 2:

Student Connections to School - Provide a safe and secure environment for all staff and students.

Identified Need:

Increase professional development of Social Emotional Learning for all staff. Continue implementation of Multi-Tiered Systems of Support. Continue school wide implementation of Restorative Justice Practices and WEB (Where Everyone Belongs).

Annual Measurable Outcomes:

Metric/Indicator	Baseline/Actual Outcome	Expected Outcome
Student Needs Assessment Survey	89% students felt connected to BMS	90% students will feel connected to BMS
Student Participation in Extracurricular Activities	94% of available opportunities filled	95% of available opportunities filled
Monthly Attendance Reports	96.8% ADA	97% ADA
Suspension Summary Report	46 off-campus suspensions	46 off-campus suspensions

Strategy/Activity 1

Students to be Served by this Strategy/Activity

(Identify either All Students or one or more specific student groups)

All Students, Economically Disadvantaged Students, Hispanic Students, English Learners and Students with Disabilities.

Strategy/Activity

- Conduct Student Needs Assessment Survey in the spring of 2020.
- Provide Zero Period and lunch supervision
- Provide opportunities for students to participate in school spirit activities
- Provide Zero Period P.E. for student enrolled in ELA/Mathematics intervention courses
- Maintain accurate attendance data
- Provide outreach and support to students with chronic absenteeism
- Continue school wide implementation of Restorative Justice Practices
- Continue implementation and growth of Where Everyone Belongs program

Proposed Expenditures for this Strategy/Activity

Amount(s)	Source(s)
WEB Program Supports - \$2,000	Supplemental Funds
Counseling Support - \$6,416	Supplemental Funds
Additional Zero Period and lunch supervision - \$2,382	Site Based Funds

Annual Review:**SPSA Year Reviewed: 2018-19**

Respond to the following prompts relative to this goal. If the school is in the first year of implementing the goal, an analysis is not required and this section may be deleted.

ANALYSIS:

Describe the overall implementation of the strategies/activities and the overall effectiveness of the strategies/activities to achieve the articulated goal.

All strategies/activities were implemented throughout the 2018-2019 school year. Expected outcomes were exceeded in the Student Needs Assessment Survey and in decrease of student suspensions indicators. Monthly ADA and student participation in extracurricular activities remained consistent with the previous year.

Briefly describe any major differences between the intended implementation and/or the budgeted expenditures to implement the strategies/activities to meet the articulated goal.

Plan was implemented as intended without major differences.

Describe any changes that will be made to this goal, the annual outcomes, metrics, or strategies/activities to achieve this goal as a result of this analysis. Identify where those changes can be found in the SPSA.

Additional coordinators will be funded to assist with the growth/expansion of our WEB program.

Goal 3:

Family Involvement - Increase parent and community involvement.

Identified Need:

Increase in ELAC (English Learners Advisory Committee) parent participation and PTO (Parent-Teacher Organization) membership.

Annual Measurable Outcomes:

Metric/Indicator	Baseline/Actual Outcome	Expected Outcome
Parent Attendance at School Functions and Events	60%	60%
ELAC Participation	3 members	6 members
PTO Membership	218	300

Strategy/Activity 1

Students to be Served by this Strategy/Activity

(Identify either All Students or one or more specific student groups)

All Students, Economically Disadvantaged Students, Hispanic Students, English Learners and Students with Disabilities.

Strategy/Activity

- Provide multiple opportunities for parents to be involved in their children's education through school functions and events
- Provide volunteer opportunities for parents to be involved in school organizations and committees such as School Site Council, English Language Acquisition Committee, Parent-Teacher Organization
- Participation in Back to School Night; Parent Teacher Conferences; Awards Assemblies; Family Picnics
- Provide ongoing communication through online monthly calendars; quarterly newsletters; school calendar of events; school marquee; EduLink; flyers; Q Parent Connect; teacher notes in student agendas; school website; teacher phone calls/emails to parents
- Offer parent educational opportunities and support through programs such as Parent Advisory, Digital Citizenship, PTO, Balboa Showcase and Career Day

Proposed Expenditures for this Strategy/Activity

Amount(s)	Source(s)
ELAC Childcare - \$207	Supplemental Funds
Counseling Support - \$3,417	Supplemental Funds
Student Recognition Materials - \$1,000	Site Based Funds

Annual Review:**SPSA Year Reviewed: 2018-19**

Respond to the following prompts relative to this goal. If the school is in the first year of implementing the goal, an analysis is not required and this section may be deleted.

ANALYSIS:

Describe the overall implementation of the strategies/activities and the overall effectiveness of the strategies/activities to achieve the articulated goal.

All strategies/activities were implemented throughout the 2018-2019 school year. We did not effectively meet our ELAC participation and PTO membership goals. Goals addressing parent attendance at school functions and events were generally achieved.

Briefly describe any major differences between the intended implementation and/or the budgeted expenditures to implement the strategies/activities to meet the articulated goal.

Plan was implemented as intended without major differences.

Describe any changes that will be made to this goal, the annual outcomes, metrics, or strategies/activities to achieve this goal as a result of this analysis. Identify where those changes can be found in the SPSA.

ELAC meetings will be held onsite beginning this 2019-2020 school year and child care will be provided. The Family Picnic goal has been adjusted to reflect school capacity for the event.

Budget**Other Federal, State and Local Funds**

The School Site Council intends for Balboa Middle School to participate in the following programs:

Federal Programs	Allocation (\$)
Title I 2018-19 Carryover	\$0.00
Title I 2019-20 Allocation	\$0.00
Title I 2019-20 Parent Involvement	\$0.00

Subtotal of additional federal funds included for this school: **\$0.00**

List the State and local programs that the school is including in the schoolwide program. Duplicate the table as needed.

State or Local Programs	Allocation (\$)
Site-Based Funds 2018-19 Carryover	\$1,800.00
Site-Based Funds 2019-20 Allocation	\$27,575.00
Supplemental Funds 2018-19 Carryover	\$14,340.00
Supplemental Funds 2019-20 Allocation	\$58,650.00

Subtotal of state or local funds included for this school: **\$0.00**

Total of federal, state, and/or local funds for this school: **\$102,365.00.00**

2019-20 Centralized Support for Planned Improvements in Student Performance

VUSD - Program Support Goals

The Assessment, Accountability, and Program Evaluation (AAPE) Department provides direction, coordination, and assistance to schools in carrying out a District Title I program for disadvantaged students. These include areas of program development, School Plan Review, management, legal compliance, evaluation, fiscal accounting, staff development, and community advisory processes, as well as responsibility for District and state required reports and documents. The Director and teacher specialists provide technical assistance for schools.

Multilingual/Multicultural Education

The VUSD Multilingual and Multicultural Education Department supports programs that prepare English Learners at all grade levels for college and career success. Department staff supports English Learner identification, parent notification, annual assessment routines, reclassification procedures and compliance monitoring.

Program models offered for English Learners in VUSD include Structured English Immersion, English Language Mainstream and Dual Language Programs. The department supports program design, planning and articulation, professional development, curriculum selection, program evaluation, parent involvement, management of fiscal resources, and community awareness.

Migrant Education student services are provided to eligible students and families as part of the Multilingual and Multicultural Department.

The Multilingual and Multicultural Department supports world language instruction and multilingualism in VUSD schools through course development, curriculum selection, and professional development.

VUSD promotes and celebrates multilingualism with the VUSD Multilingual Recognition Seal and the California State Seal of Biliteracy. The Department assists schools in providing this recognition for graduating seniors each year.

District translation support is offered through the Multilingual and Multicultural Department and by staff at many schools.

VUSD collaborates with the Mexican Secretary of Public Education to provide educational opportunities at our Plaza Comunitaria located at Sheridan Way School.

Curriculum & Instruction

The Curriculum & Instruction Department provides leadership and support for VUSD staff by coordinating the development, alignment, and implementation of standards, assessments, curriculum, instruction, staff development, and support services to ensure each student meets or exceeds grade level content standards. The education of the whole child, academically, as well as socially and emotionally, is our goal.

Gifted and Talented Education

The Gifted and Talented Education Office provides direction, coordination, and assistance in carrying out the GATE Program. This includes accounting, management, legal compliance, evaluation, placement and identification, the community advisory processes, as well as providing District and state required reports. Assistance to schools is provided by the GATE Coordinator and secretary.

Migrant Education

The Migrant Education Program provides for the coordination and implementation of various services in partnership with the Ventura County Office of Education, and the local colleges and universities. Services include identification and recruitment, monthly parent advisory committee meetings, early child development supports, supplemental instruction, summer school, emergency medical services, Spelling, Speech & Debate Tournaments, college tours, academic counseling, credit recovery courses, Family Literacy Programs, Migrant Family Conference, informational events, computer program trainings, accounting, management, legal compliance, evaluation, as well as providing district and state required reports. Services are provided to academically support and ensure that migratory students receive the appropriate opportunities to help reduce with the educational

disruption and other problems as a result of repeated moves. Service to the schools are provided by the Migrant Education Coordinator and the Migrant Liaison/Recruiter.

Indian Education

The Indian Education Program is a federally-funded program serving only American Indian or Alaskan Native students in all grade levels who have an Indian Student Eligibility Certification Form 506 completed by their parents and on file in our Indian Education Office. The main focus of the program is to encourage all students of American Indian descent to finish high school and attend college. The Indian Education program was implemented to reduce the high drop-out rate among Native Americans throughout the United States

Elementary grade students (K-6) are engaged in a rigorous, standards-based hands-on Indian Education curriculum and reading development. Students participate in fun activities which explore their Native American history, heritage, and culture. Intervention and tutoring are available based on individual progress in meeting state proficiency standards and basic skills acquisition.

All qualifying 6-12 students have access to counselors who are experienced in working with students of American Indian and Native Alaskan descent in the areas of personal and academic counseling as well as tutoring in all areas of the middle school and high school curricula. Students in grades 6-9 are engaged in cultural presentations, heritage lessons, successful time management and study skills lessons, goal setting for middle school success and high school expectations, thinking about college and post high school educational and career planning, and basic skills support for language, reading and mathematics. Students in grades 9-12 are provided career counseling which includes information about special grants, scholarships, and financial assistance, and are engaged in activities to facilitate a better understanding in such areas as individual tribal history and history of other tribes.

Instruction and support are administered at each qualifying student's school site through a series of monthly sessions which may include 1) small group instruction based upon reading and language development, through interactive discussion, 2) hands-on learning activities, 3) booklets, and 4) computerized lessons. The school's Indian education teacher or 6-12 counselor work with the district's Indian Education Coordinator to develop a specialized curriculum and appropriate support services. Tutoring services are determined by the school administrator and Indian Education Coordinator.

References

CAASPP – Grade 6 English Language Arts/Literacy 2018-19

	English Language Arts/Literacy						
	2018-19						
	Number of Students Enrolled	Number of Students Tested	Number of Students With Scores	Standard Exceeded	Standard Met	Standard Nearly Met	Standard Not Met
Grade 6							
All Students Tested	351	345	345	12.46%	34.49%	29.28%	23.77%
Male	186	182	182	8.24%	32.42%	27.47%	31.87%
Female	165	163	163	17.18%	36.81%	31.29%	14.72%
African American	5	5	5	*	*	*	*
American Indian or Alaskan Native	N/A	N/A	N/A	N/A	N/A	N/A	N/A
Asian	13	13	13	15.38%	61.54%	23.08%	0.00%
Filipino	*	*	*	*	*	*	*
Hispanic or Latino	187	184	184	4.89%	28.80%	33.70%	32.61%
Hawaiian or Pacific Islander	*	*	*	*	*	*	*
White (not Hispanic)	128	125	125	21.60%	40.00%	24.00%	14.40%
Two or More Races	15	15	15	26.67%	33.33%	26.67%	13.33%
Socioeconomically Disadvantaged	192	190	190	6.84%	31.58%	29.47%	32.11%
English Learners	36	36	36	0.00%	2.78%	38.89%	58.33%
Students with Disabilities	45	42	42	0.00%	11.90%	21.43%	66.67%
Migrant Education							
Homeless	11	11	11	9.09%	9.09%	45.45%	36.36%

CAASPP – Grade 6 Mathematics 2018-19

	Mathematics						
	2018-19						
	Number of Students Enrolled	Number of Students Tested	Number of Students With Scores	Standard Exceeded	Standard Met	Standard Nearly Met	Standard Not Met
	Grade 6						
All Students Tested	351	345	345	19.71%	25.51%	29.28%	25.51%
Male	186	182	182	19.23%	24.73%	30.22%	25.82%
Female	165	163	163	20.25%	26.38%	28.22%	25.15%
African American	5	5	5	*	*	*	*
American Indian or Alaskan Native	N/A	N/A	N/A	N/A	N/A	N/A	N/A
Asian	13	13	13	30.77%	53.85%	15.38%	0.00%
Filipino	*	*	*	*	*	*	*
Hispanic or Latino	187	184	184	10.33%	20.11%	35.33%	34.24%
Hawaiian or Pacific Islander	*	*	*	*	*	*	*
White (not Hispanic)	128	125	125	32.80%	27.20%	24.80%	15.20%
Two or More Races	15	15	15	20.00%	46.67%	20.00%	13.33%
Socioeconomically Disadvantaged	192	190	190	10.00%	24.21%	30.53%	35.26%
English Learners	36	36	36	0.00%	5.56%	22.22%	72.22%
Students with Disabilities	45	42	42	7.14%	7.14%	16.67%	69.05%
Migrant Education							
Homeless	11	11	11	9.09%	18.18%	27.27%	45.45%

CAASPP – Grade 7 English Language Arts/Literacy 2018-19

	English Language Arts/Literacy						
	2018-19						
	Number of Students Enrolled	Number of Students Tested	Number of Students With Scores	Standard Exceeded	Standard Met	Standard Nearly Met	Standard Not Met
	Grade 7						
All Students Tested	380	376	376	19.15%	38.30%	18.35%	24.20%
Male	192	189	189	11.11%	30.16%	22.22%	36.51%
Female	188	187	187	27.27%	46.52%	14.44%	11.76%
African American	4	4	4	*	*	*	*
American Indian or Alaskan Native	N/A	N/A	N/A	N/A	N/A	N/A	N/A
Asian	15	14	14	35.71%	50.00%	7.14%	7.14%
Filipino	*	*	*	*	*	*	*
Hispanic or Latino	186	184	184	9.24%	30.43%	26.09%	34.24%
Hawaiian or Pacific Islander	*	*	*	*	*	*	*
White (not Hispanic)	155	154	154	29.22%	46.10%	10.39%	14.29%
Two or More Races	17	17	17	23.53%	41.18%	17.65%	17.65%
Socioeconomically Disadvantaged	197	195	195	8.21%	33.33%	23.59%	34.87%
English Learners	43	41	41	0.00%	17.07%	29.27%	53.66%
Students with Disabilities	39	38	38	0.00%	7.89%	18.42%	73.68%
Migrant Education							
Homeless	13	13	13	7.69%	23.08%	15.38%	53.85%

CAASPP – Grade 7 Mathematics 2018-19

	Mathematics						
	2018-19						
	Number of Students Enrolled	Number of Students Tested	Number of Students With Scores	Standard Exceeded	Standard Met	Standard Nearly Met	Standard Not Met
	Grade 7						
All Students Tested	380	378	378	22.49%	22.75%	26.46%	28.31%
Male	192	191	191	19.90%	18.32%	25.65%	36.13%
Female	188	187	187	25.13%	27.27%	27.27%	20.32%
African American	4	4	4	*	*	*	*
American Indian or Alaskan Native	N/A	N/A	N/A	N/A	N/A	N/A	N/A
Asian	15	14	14	50.00%	42.86%	7.14%	0.00%
Filipino	*	*	*	*	*	*	*
Hispanic or Latino	186	186	186	8.60%	16.67%	31.18%	43.55%
Hawaiian or Pacific Islander	*	*	*	*	*	*	*
White (not Hispanic)	155	154	154	35.71%	27.92%	22.08%	14.29%
Two or More Races	17	17	17	35.29%	17.65%	41.18%	5.88%
Socioeconomically Disadvantaged	197	197	197	9.64%	16.75%	29.44%	44.16%
English Learners	43	43	43	2.33%	2.33%	34.88%	60.47%
Students with Disabilities	39	38	38	2.63%	2.63%	2.63%	92.11%
Migrant Education							
Homeless	13	13	13	7.69%	23.08%	7.69%	61.54%


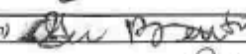

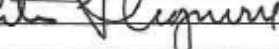
CAASPP – Grade 8 English Language Arts/Literacy 2018-19

	English Language Arts/Literacy						
	2018-19						
	Number of Students Enrolled	Number of Students Tested	Number of Students With Scores	Standard Exceeded	Standard Met	Standard Nearly Met	Standard Not Met
Grade 8							
All Students Tested	377	345	345	15.07%	38.55%	22.03%	24.35%
Male	194	177	177	11.30%	35.59%	25.42%	27.68%
Female	183	168	168	19.05%	41.67%	18.45%	20.83%
African American	*	*	*	*	*	*	*
American Indian or Alaskan Native	*	*	*	*	*	*	*
Asian	8	8	8	*	*	*	*
Filipino	*	*	*	*	*	*	*
Hispanic or Latino	191	178	178	12.92%	31.46%	26.97%	28.65%
Hawaiian or Pacific Islander	*	*	*	*	*	*	*
White (not Hispanic)	158	141	141	19.15%	43.97%	16.31%	20.57%
Two or More Races	11	11	11	0.00%	72.73%	27.27%	0.00%
Socioeconomically Disadvantaged	179	162	162	8.02%	32.10%	25.31%	34.57%
English Learners	29	28	28	0.00%	17.86%	25.00%	57.14%
Students with Disabilities	43	34	34	2.94%	5.88%	23.53%	67.65%
Migrant Education							
Homeless	12	9	9	*	*	*	*

CAASPP – Grade 8 Mathematics 2018-19


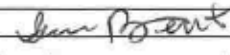

	Mathematics						
	2018-19						
	Number of Students Enrolled	Number of Students Tested	Number of Students With Scores	Standard Exceeded	Standard Met	Standard Nearly Met	Standard Not Met
	Grade 8						
All Students Tested	376	341	341	22.58%	17.60%	25.81%	34.02%
Male	194	176	176	19.32%	18.18%	23.30%	39.20%
Female	182	165	165	26.06%	16.97%	28.48%	28.48%
African American	*	*	*	*	*	*	*
American Indian or Alaskan Native		*	*	*	*	*	*
Asian	8	8	8	*	*	*	*
Filipino	*	*	*	*	*	*	*
Hispanic or Latino	191	176	176	16.48%	15.34%	26.70%	41.48%
Hawaiian or Pacific Islander	*	*	*	*	*	*	*
White (not Hispanic)	157	139	139	28.78%	21.58%	23.02%	26.62%
Two or More Races	11	11	11	9.09%	18.18%	54.55%	18.18%
Socioeconomically Disadvantaged	179	160	160	15.00%	10.63%	25.63%	48.75%
English Learners	29	27	27	0.00%	0.00%	25.93%	74.07%
Students with Disabilities	43	33	33	3.03%	0.00%	9.09%	87.88%
Migrant Education							
Homeless	12	10	10	*	*	*	*

2019-20 Supplemental Funds Program Budget

VUSD BUDGET: 2019/2020		
PROGRAM: Supplemental Funds		
Site: Balboa	18/19 Carryover	14,340
	19/20 Allocation	58,650
		0
Resource = 0100	Total	72,990
Object #	Classification	
Personnel Costs and Benefits		Must reflect amounts on Staffing Charts
Must reflect amounts on Staffing Charts		Current Revise
1101	Teacher, Contractual	16,249 32,498
1103	Teacher, Hourly	0 4,389
1106	Teacher, Sub	1,006 6,558
1107	Stipend, Certificated	1,208 1,000
Complete Time Sheet Authorization Form		
1201	Counselor, Contractual	
1301	Director	
2101	Paraed, Positional	18,855
2103	Paraed, Hourly	2,949
2203	Translator, hourly	207
Complete Time Sheet Authorization Form		
2401	Clerk, Positional	
2403	Clerk, Hourly	
Complete Time Sheet Authorization Form		
2903	Other Classified, Hourly	
SUBTOTAL		40,474 0
Discretionary Funds		
4200	Other Books	
4300	Instructional Supplies	26,516 4,984
4300	Other Supplies	
4400	Equip Not Captlzd(\$500-5000)	
5201	Mileage stipend	
5202	Travel/Conferences	6,000 1,000
5300	Membership	
5600	Contracts, Rents, Repairs	
5601	Contracts, annual	550
5710	Publications, District Office	
5717	Work Orders	
5719	Transportation	
5800	Consultants/Other Svcs	
5900	Communications	
6400	Equipment (over \$5,000)	
7310	Indirect	
SUBTOTAL		0
Total:		72,990 0
Principals Signature for Adjustment: 		
Date: 10/22/19		
School Site Council Approval: (Chairman) 		
Date: 10/22/19		
English Learner Advisory Committee Review - 		
Date: 10/25/19		
Director, Special Projects Approval: 		
Date: 12/8/19		

MC 11/22

2019-20 Site Based Funds Program Budget

VUSD BUDGET: 2019/2020		
PROGRAM: Site Based Funds		
Site: Balboa	18/19 Carryover	1,800
	19/20 Allocation	27,575
		0
		0
Resource = 0000	Total	29,375
Object #	Classification	
Personnel Costs and Benefits		Must reflect amounts on Staffing Charts
Must reflect amounts on Staffing Charts		Current Revise
1101	Teacher, Contractual	
1103	Teacher, Hourly	5,969
1106	Teacher, Sub	5,552
1107	Stipend, Certificated	1,580
Complete Time Sheet Authorization Form		
1201	Counselor, Contractual	
1301	Director	
2101	Paraed, Positional	
2103	Paraed, Hourly	350
2203	Translations, Hourly	1,592
Complete Time Sheet Authorization Form		
2401	Clerk, Positional	
2403	Clerk, Hourly	
Complete Time Sheet Authorization Form		
2903	Other Classified, Hourly	0
SUBTOTAL		11,871 0
Discretionary Funds		
4200	Other Books	
4300	Instructional Supplies	9,810
4300	Other Supplies	18,509
4400	Equip Not Captizd(\$500-5000)	
5201	Mileage stipend	
5202	Travel/Conferences	
5300	Membership	
5600	Contracts, Rents, Repairs	
5601	Contracts, annual	7,694
5710	Publications, District Office	
5717	Work Orders	
5719	Transportation	
5800	Consultants/Other Svcs	
5900	Communications	
6400	Equipment (over \$5,000)	
7310	Indirect	
SUBTOTAL		17,504 0
Total:		29,375 0
Principals Signature for Adjustment: 		
Date: 10/22/19		
School Site Council Approval: (Chairman) 		
Date: 10/22/19		
Director, Special Projects Approval: 		
Date: 12.2.19		

mk 11/22

Parent Involvement Calendar

**BALBOA CALENDAR
2019-2020**



First Semester (August 21 - January 24)

August 14	Wednesday	New Student Orientation
August 21	Wednesday	First Day of Instruction
August 21	Wednesday	Yearbook Sale Begins
August 27	Tuesday	Step It Up! ASB Fundraiser Assemblies
August 28	Wednesday	Yearbook/Picture Day
August 30	Friday	WEB Welcome 6 th Grade Dance
September 2	Monday	* No School – Labor Day
September 4	Wednesday	PTO Meeting
September 5	Thursday	Back-To-School Night
September 13	Friday	Begin Friday Minimum Days (1 :30 pm Dismissal)
September 19	Thursday	ELAC Meeting
September 20	Friday	Back to School Dance
September 25	Wednesday	PTO Food Fundraiser Night
September 30	Monday	* No School – Non-Student Contact Day
October 1	Tuesday	* No School – Certificated Teacher In-Service Day
October 2	Wednesday	Picture Make-Up Day
October 2	Wednesday	PTO Meeting
October 11	Friday	PTO Skating Plus Night
October 12	Saturday	Balboa Music Pancake Breakfast
October 12	Saturday	Attendance Academy
October 15	Tuesday	PTO Food Fundraiser Night
October 25	Friday	End of First Quarter
October 28-Nov. 1	Mon. - Fri.	* Fall Break
November 6	Wednesday	PTO Meeting
November 9	Saturday	Q1 Report Cards Viewable on Parent Connect
November 11	Monday	* No School – Veterans Day Holiday
November 12	Tuesday	Q1 Report Cards Mailed
November 12-18	Tues. - Mon.	Parent Conferences (Minimum Days – 1:30 pm Dismissal)
November 21	Thursday	ELAC Meeting
November 23	Saturday	Attendance Academy
November 27	Wednesday	* No School – Non-Student Contact Day
November 28-29	Thurs. - Fri.	* No School – Thanksgiving Day/Board Holiday
December 3	Tuesday	Q1 Awards Assemblies
December 4	Wednesday	PTO Meeting
December 14	Saturday	Attendance Academy
December 19	Thursday	ELAC Meeting
December 23-Jan. 3	Mon. - Fri.	* No School – Winter Break
January 8	Wednesday	PTO Meeting
January 9	Thursday	PTO Food Fundraiser Night
January 17-31	Fri. - Fri.	School of Choice Window
January 17	Friday	PTO Skating Plus Night
January 20	Monday	* No School – Martin Luther King, Jr. Day Observed
January 23	Thursday	Balboa Spelling Bee
January 24	Friday	End of Second Quarter

8/15/2019

Districtwide Intervention Programs & Supports

The Ventura Unified School District offers the following districtwide intervention programs and supports to all school sites:

ENGLISH-LANGUAGE ARTS

Grades K-8

Classroom Teachers

Principal

PEAK Program

After School Education and Safety (ASES)

Differentiated Instruction

Flexible Grouping

Grades 2-8

Before/During (60-90 minutes) / After School Programs

Grade Level Groups

Intervention Teachers

Classroom Teachers

District Teacher Specialists

MATHEMATICS

Grades K-8

Classroom Teachers

Principal

PEAK Program

After School Education and Safety (ASES)

Grades 2-8

Before/During (60-90 minutes) / After School Programs

Grade Level Groups

Intervention Teachers

Classroom Teachers

District Teacher Specialists

Professional Development Plan

Balboa Middle School believes strongly in providing all employees opportunities to develop professional skills and abilities as well as acquire training on current trends aimed at improving student achievement. The goals developed for this year's school plan have identified the areas and groups of teachers that will require additional support and training to ensure students meet state proficiency targets. The School Accountability Report Card, also included in this plan, provides: 1) an overview of the basic structure of staff development practices at the site and district level, and 2) site-based areas of concentration.

Principal Training

During the 2019-20 school year, Principal Carlos Covarrubias will focus on the following trainings:

- Universal Design for Learning (UDL)
- Multi-Tiered System of Supports (MTSS)
- Safe Schools Conference
- WEB Training
- VCOE Trainings

Teacher's Training

During the 2019-20 school year, teachers at Balboa Middle School will participate in the following trainings:

- Multi-Tiered System of Supports (MTSS)
- Universal Design for Learning (UDL)
- CPM Trainings
- ELA – Implementation of New Curriculum
- Next Generation Science Standards (NGSS)
- Professional Learning Communities (PLCs)
- WEB Training

2018-19 School Accountability Report Card

Published January 2020



BALBOA MIDDLE SCHOOL
247 HILL ROAD, VENTURA, CA 93003
(805) 289-1800

CARLOS COVARRUBIAS, PRINCIPAL
GRADES 6-8

PRINCIPAL'S MESSAGE

The purpose of this School Accountability Report Card (SARC) is to provide parents with information about the school's instructional programs, academic achievement, materials, resources, facilities and the staff of Balboa Middle School. Information about Ventura Unified School District is also provided.

The entire Balboa school community--parents, staff and community partners--plays an important role in the continuous improvement of our school. As members of this school community, we collaborate to develop and monitor a comprehensive educational program that celebrates and promotes respect, diversity, leading by example, self-confidence, study skills and social-emotional well-being. It is the belief of our school community that students excel in an environment that supports diverse needs and provides students with opportunities and pathways to future careers.

At Balboa Middle School, we are committed to providing all students with the highest quality instruction possible. We dedicate ourselves to educating students in a safe, nurturing and stimulating learning environment. We value the partnerships with families and community partners because we understand that they are vital to meeting the educational needs of all students.

District Vision Statement

In the Ventura Unified School District all students will receive an exemplary and balanced education fostering a lifelong passion for learning and engagement. We demand excellence of ourselves because our supportive community has entrusted us with their children.

District Mission Statement

The Ventura Unified School District will educate all students in safe, healthy, and high performing schools. We will inspire all students to excel academically, honor the unique qualities and diverse backgrounds of all students, build supportive relationships, guide all students to reach their full potential, motivate all students to successfully pursue their chosen life path, and engage all students to become responsible and contributing members of society.

DISTRICT & SCHOOL DESCRIPTION

Ventura Unified School District

Ventura Unified School District is the third largest district in the county and located on the California coastline, 63 miles northwest of Los Angeles. More than 16,000 students in grades transitional kindergarten through twelve receive a rigorous, standards-based curriculum from dedicated and highly qualified professionals. The district is comprised of 17 elementary schools, 4 middle schools, and 5 high schools.

Board of Education

SABRENA RODRIGUEZ
JACKIE MORAN
MATTHEW ALMARAZ
DR. JERRY DANNENBERG
VELMA LOMAX

District Administration

DR. ROGER RICE
SUPERINTENDENT

DR. DANIELLE CORTES
ASSISTANT SUPERINTENDENT
EDUCATIONAL SERVICES

DR. JEFF DAVIS
ASSISTANT SUPERINTENDENT
HUMAN RESOURCES

BETSY GEORGE
ASSISTANT SUPERINTENDENT
BUSINESS SERVICES

VENTURA UNIFIED SCHOOL DISTRICT

255 WEST STANLEY AVENUE, SUITE 100
VENTURA, CALIFORNIA 93001
(805) 641-5000
www.venturausd.org



Balboa Middle School

Balboa Middle School serves students in grades six through eight following a traditional calendar. At the beginning of the 2018-19 school year, 1,103 students were enrolled, including 11.3% in special education, 11.4% qualifying for English Language Learner support, 0.7% foster youth, 2.5% homeless youth, and 50.4% qualifying for free or reduced price lunch.

Student Enrollment by Student Group and Grade Level 2018-19			
Student Group	% of Total Enrollment	Grade Level	# of Students
Black or African American	1.1%	Grade 6	350
American Indian or Alaskan Native	0.2%	Grade 7	375
Asian	3.4%	Grade 8	378
Filipino	0.5%		
Hawaiian or Pacific Islander	0.3%		
Hispanic or Latino	51.1%		
White	39.6%		
Two or More Races	3.8%		
Socioeconomically Disadvantaged	50.4%		
English Learners	11.4%		
Students with Disabilities	11.3%		
Homeless	2.5%		
Foster Youth	0.7%		
		Total Enrollment	1,103

Balboa Middle School's programs support the needs of students in their transitional years from the self-contained classroom environment of an elementary school to the departmentalized program of a high school. Balboa Middle School emphasizes a clean, safe, and respectful school environment focused on student learning, resulting in a positive school culture and climate.

LOCAL CONTROL ACCOUNTABILITY PLAN (LCAP)

As part of the Local Control Funding Formula, school districts are required to develop, adopt, and annually update a three-year Local Control and Accountability Plan (LCAP). The following components of this SARC address some of the priorities identified in the District's LCAP:

State Priority 1: Basic (Conditions of Learning)

The SARC provides the following information relevant to the State priority:

- Degree to which teachers are appropriately assigned and fully credentialed in the subject area and for the pupils they are teaching;
- Pupils have access to standards-aligned instructional materials; and school facilities are maintained in good repair.

State Priority 2: State Standards (Conditions of Learning)

The SARC does not cover any of the requirements of State Priority 2.

State Priority 3: Parental Involvement (Engagement)

The SARC provides the following information relevant to the State priority:

- Efforts the school district makes to seek parent input in making decisions for the school district and each school site.

State Priority 4: Pupil Achievement (Pupil Outcomes)

The SARC provides the following information relevant to the State priority:

- Statewide assessments (i.e., California Assessment of Student Performance and Progress [CAASPP] System, which includes the Smarter Balanced Summative Assessments for students in the general education population and the California Alternate Assessments [CAAs] for English language arts/literacy [ELA] and mathematics given in grades three through eight and grade eleven. Only eligible students may participate in the administration of the CAAs. CAAs items are aligned with alternate achievement standards, which are linked with the Common Core State Standards [CCSS] for students with the most significant cognitive disabilities).

- The percentage of students who have successfully completed courses that satisfy the requirements for entrance to the University of California and the California State University, or career technical education sequences or programs of study.

- The percentage of students who have successfully completed courses that satisfy the requirements for entrance to the University of California and the California State University, or career technical education sequences or programs of study.

State Priority 5: Pupil Engagement (Engagement)

The SARC provides the following information relevant to the State priority:

- High school dropout rates
- High school graduation rates

State Priority 6: School Climate (Engagement)

The SARC provides the following information relevant to the State priority:

- Pupil suspension rates
- Pupil expulsion rates
- Other local measures on the sense of safety

State Priority 7: Course Access (Conditions of Learning)

The SARC does not cover any of the requirements of State Priority 7.

State Priority 8: Other Pupil Outcomes (Pupil Outcomes)

The SARC provides the following information relevant to the State priority:

- Pupil outcomes in the subject area of physical education

PARENT INVOLVEMENT

Parents are encouraged to get involved in their child's learning environment by volunteering in the classroom, participating in a decision-making group, or simply attending school events. Parents stay informed on upcoming events and school activities through the school web site, PTO newsletters, monthly online calendars, weekly online bulletins, PTO Facebook page, and Parent Connect. Contact the principal at (805) 289-1800 for more information on how to become involved in your child's learning environment.

Opportunities to Volunteer

- Fundraising
- Chaperone Field Trips
- Library Helper
- Office Helper
- 8th Grade Celebration
- Classroom Support
- Break/Lunch Supervision

Committees

- School Site Council
- English Learner Advisory Council
- Parent Teacher Organization

School Activities

- Balboa Showcase
- Student Performances
- Sports Events
- Family Picnics
- Fifth Grade Orientation
- Field Trips
- Fundraising Events
- Back to School Night (in September)
- New Student Orientation
- Student Awards Assemblies

STUDENT ACHIEVEMENT

Physical Fitness

In the spring of each year, Balboa Middle School is required by the state to administer a physical fitness test to all students in seventh grade. The physical fitness test measures each student's ability to complete six fitness tasks in six major areas. Students that either meet or exceed the standards in all six fitness areas are considered to be physically fit or in the "healthy fitness zone." Comparative district and state results can be found at the CDE's web site www.cde.ca.gov/ta/tg/pfi/.

California Physical Fitness Test Results 2018-19			
Grade Level	% of Standards Met:		
	4 of 6	5 of 6	6 of 6
Seventh	17.0%	21.4%	33.9%

Note: Percentages are not calculated and double dashes (--) appear in the table when the number of students tested is ten or less, either because the number of students in this category is too small for statistical accuracy or to protect student privacy.

California Assessment of Student Performance and Progress (CAASPP)

The California Assessment of Student Performance and Progress (CAASPP) System includes the Smarter Balanced Summative Assessments (SBAC) for students in the general education population, and the California Alternate Assessments (CAAs) for students with the most significant cognitive disabilities. Only eligible students may participate in the administration of the CAAs. CAAs items are aligned with alternative achievement standards, which are linked with the Common Core State Standards (CCSS). CAASPP results are a measure of how well students are mastering California's standards in English language arts/literacy (ELA) and mathematics, and are given to grades three through eight and grade eleven. SBAC tests assess student performance in ELA/Literacy

and mathematics utilizing computer-adaptive tests and performance tasks, and CAAs test items are aligned with alternative achievement standards which are linked with the Common Core State Standards (CCSS).

The CAASPP results shown in this report include overall results comparing the school, district and state scores as well as the school's overall score in each applicable subgroup. Results are shown only for subgroups with ten students or more taking the exam. For those categories that are blank in the tables, no students met subgroup criteria. More information on CAASPP can be found on the California Department of Education's website www.cde.ca.gov/ta/tg/ca/.

California Assessment of Student Performance and Progress Test Results in Science All Students						
Percentage of Students Meeting or Exceeding the State Standards						
	Balboa		VUSD		CA	
	17-18	18-19	17-18	18-19	17-18	18-19
Science (Grades 5, 8, & 10)	N/A	N/A	N/A	N/A	N/A	N/A

Note: Cells with N/A values do not require data.

This is a placeholder for the California Science Test (CAST) which was administered operationally during the 2018-19 school year. However, these data are not available for inclusion in the 2018-19 SARF posting due February 1, 2020. These data will be included in the 2019-20 SARF posting due February 1, 2021.

California Assessment of Student Performance and Progress Test Results in English Language Arts/Literacy (ELA) and Mathematics for All Students in Grades Three Through Eight						
Percentage of Students Meeting or Exceeding the State Standards						
	Balboa		VUSD		CA	
	17-18	18-19	17-18	18-19	17-18	18-19
English Language Arts/Literacy	56	53	54	55	50	50
Mathematics	46	44	42	44	38	39

Note: Percentages are not calculated when the number of students tested is ten or less, either because the number of students in this category is too small for statistical accuracy or to protect student privacy.

CAASPP Test Results in ELA & Mathematics by Student Group (Grades 3-8) 2018-19										
	English Language Arts/Literacy					Mathematics				
	Total Enrollment	Number Tested	Percent Tested	Percent Not Tested	Percent Met or Exceeded	Total Enrollment	Number Tested	Percent Tested	Percent Not Tested	Percent Met or Exceeded
All Students Tested	1108	1066	96.21%	3.79%	52.81%	1107	1064	96.12%	3.88%	43.61%
Male	572	548	95.80%	4.20%	42.88%	572	549	95.98%	4.02%	39.89%
Female	536	518	96.64%	3.36%	63.32%	535	515	96.26%	3.74%	47.57%
African American	12	11	91.67%	8.33%	2727.00%	12	11	91.67%	8.33%	2727.00%
American Indian or Alaskan Native	--	--	--	--	--	--	--	--	--	--
Asian	36	35	97.22%	2.78%	80.00%	36	35	97.22%	2.78%	85.71%
Filipino	--	--	--	--	--	--	--	--	--	--
Hispanic or Latino	564	546	96.81%	3.19%	39.19%	564	546	96.81%	3.19%	29.12%
Hawaiian or Pacific Islander	--	--	--	--	--	--	--	--	--	--
White	441	420	95.24%	4.76%	67.14%	440	418	95.00%	5.00%	58.13%
Two or More Races	43	43	100.00%	0.00%	65.12%	43	43	100.00%	0.00%	51.13%
Socioeconomically Disadvantaged	570	549	96.32%	3.68%	39.89%	570	549	96.32%	3.68%	28.78%
English Learners	185	180	97.30%	2.70%	28.89%	185	182	98.38%	1.62%	20.88%
Students with Disabilities	138	124	89.86%	10.14%	9.68%	138	123	89.13%	10.87%	7.32%
Students Receiving Migrant Services	--	--	--	--	--	--	--	--	--	--
Foster Youth	--	--	--	--	--	--	--	--	--	--

Note: ELA & Mathematics test results include the Smarter Balanced Assessment and the CAA. The "Percent Met or Exceeded" is calculated by taking the total number of students who met or exceeded the standard on the Smarter Balanced Summative Assessment plus the total number of students who met the standard (i.e., achieved Level 3-Atemate) on the CAAs divided by the total number of students who participated in both assessments.

Double dashes (--) appear in the table when the number of students is ten or less, either because the number of students in this category is too small for statistical accuracy or to protect student privacy.

The number of students tested includes all students who participated in the test whether they received a score or not, however, the number of students tested is not the number that was used to calculate the achievement level percentages. The achievement level percentages are calculated using only students who received scores.

SCHOOL FACILITIES & MAINTENANCE

The district takes great efforts to ensure that all schools are clean, safe, and functional through proper facilities maintenance and campus supervision. Balboa Middle School's original facilities were built in 1961; ongoing maintenance and campus improvements ensure facilities remain up to date and provide adequate space for students and staff. Seven teachers have a 2:1 ratio of Chromebooks/iPads per students, which is PTO funded.

District maintenance and site custodial staff ensure that the repairs necessary to keep the school in good condition are completed in a timely manner. A work order process is used by school and district staff to communicate non-routine maintenance requests. Emergency repairs are given the highest priority. Campus repair and/or improvement projects for 2018-19 and 2019-20 include the following:

2018-19 Completed Projects:

- Addition of five Chromebook carts
- Addition of notebooks to go 1:1 student to notebook ratio

Every morning before school begins, the principal, assistant principals, and day custodian inspect facilities for safety hazards or other conditions that need attention prior to students and staff entering school grounds. One day custodian and four evening custodians (three full-time and one part-time) are assigned to Balboa Middle School. The day custodian is responsible for:

- Restrooms
- Cafeteria Setup/Cleanup
- General Cleaning and Custodial Functions

Restrooms are checked throughout the day for cleanliness and subsequently cleaned as needed. The evening custodians are responsible for:

- Classrooms
- Library
- School Office
- Restrooms
- Routine Maintenance

The principal communicates with the day custodian daily concerning maintenance and school safety issues.

Campus Description	
Year Built	1961
Acreage	19.1
Bldg. Square Footage	105675
	Quantity
# of Permanent Classrooms	42
# of Portable Classrooms	12
# of Restrooms (student use)	5 sets
Cafeteria/Multipurpose Room	1
Computer Labs	2
Gym	1
Library/Media Center	1
Staff Lounge	1
Teacher Work Room	2
Computer Classroom	1

School Site Safety Plan

The Comprehensive School Site Safety Plan was developed for Balboa Middle School in collaboration with local agencies and the district office to fulfill Senate Bill 187 requirements. Components of this plan include child abuse reporting procedures, teacher notification of dangerous pupil procedures, disaster response procedures, procedures for safe arrival and departure from school, sexual harassment policy, dress code policy, and bully prevention policy. The

school's most recent school safety plan was reviewed and updated by December 2019; the safety plan is shared with school staff at faculty meetings held throughout the school year.

Campus culture promotes a secure learning environment. All persons are to be treated with dignity and respect. The district, schools, students, parents/guardians and community have an obligation to promote mutual respect and safe, harmonious relations that support dignity and equality. Bullying and harassment are not tolerated. The school district has in place policies, procedures, and practices that are designed to reduce and eliminate bullying and harassment as well as processes and procedures to address incidents of bullying and harassment when they occur. Students and their parents receive information annually regarding district policies concerning anti-bullying and harassment.

Facilities Inspections

The district's maintenance department inspects Balboa Middle School on an annual basis in accordance with Education Code §17592.72(c)(1). Balboa Middle School uses a school site inspection survey to identify

Item Inspected	School Facility Good Repair Status			
	Repair Status			Repair Needed and Action Taken or Planned
Inspection Date: September 6, 2019	Good	Fair	Poor	
Systems	✓			
Interior Surfaces	✓			Counseling Room 22 - Ceiling tiles falling out of the T-bar along the east wall; Admin Interior Corridor - Ceiling tiles falling at the west entrance; Library - Ceiling tiles falling out of T-bar along the west wall; Classroom 49 - Ceiling tiles falling out of the T-bar; Classroom 54 - Ceiling tiles falling in multiple locations; Classroom 57 - Ceiling tiles falling at the north door; Classroom 84 - The VCT tile is damaged next to the sink cabinet
Cleanliness	✓			
Electrical	✓			Classroom 13 - Electrical outlet coverplate missing at east wall wire mold; Classroom 23 - Coverplate missing from wire mold electrical outlet at the east wall; Library - Light fixture is not functioning in the south east corner of the room; Library Boy's RR - Light lense is missing from the fixture; Main Gymnasium - Two light fixtures not functioning; Room 70 - Light lense is falling from fixture; Classroom 90 - Powerstrip is plugged into powerstrip, electrical hazard
Restrooms/Fountains	✓			Building 70 Girl's RR - Left sink faucet does not function
Safety	✓			Main Gymnasium - The fire extinguisher at the southwest door is out of service date (9/7/18)
Structural	✓			Relo K Exterior - The condensate from room 81 AC is leaking from the room onto the parking area and rusting the building fascia; Classroom 85 - Ceiling tiles are water damaged at the building modular line (possible roof leak); Relo N Exterior - Rotted building siding at the east side; Classroom 88 - Water damaged ceiling tile at the north door (possible roof leak); Relo J Exterior - Gutter downspout is rusted and leaking at room 86 north side; Relo L Exterior - Excessive peeling paint at room 90 west roof eave
External	✓			
Overall Summary of School Facility Good Repair Status				
	Exemplary	Good	Fair	Poor
Overall Summary		✓		

Percentage Description Rating:

Good: The school is maintained in good repair with a number of non-critical deficiencies noted. These deficiencies are isolated, and/or resulting from minor wear and tear, and/or in the process of being mitigated.

unsafe or hazardous conditions and facility improvement needs. The most recent school inspection took place on September 6, 2019. During fiscal year 2018-19, all restrooms were fully functional and available for student use at the time of the inspection.

Campus Supervision

School administration and teaching staff place a high priority on providing adequate adult supervision on campus before, during, and after school. From 7:30 a.m. to 8:30 a.m. in the cafeteria, and to the start of class in other areas, campus supervisors and teachers monitor students within the parameters of the cafeteria, campus entrance areas, and designated common areas. Administrators and teachers on duty monitor lunch time activity in the cafeteria and common student activity areas. At the end of the day when students are dismissed, all administrators and two certificated staff members monitor student behavior and ensure students either leave campus or travel to after-school activities in a safe and orderly manner.

Balboa Middle School is a closed campus. During school hours, all visitors must sign in at the school's office and wear identification badges while on school grounds.

CLASSROOM ENVIRONMENT

Discipline & Climate for Learning

Balboa Middle School follows behavior reflection and discipline procedures which outline positive behavior expectations, promote responsibility, promote respect, and minimize classroom disruptions. Teachers clearly identify and explain behavior expectations to their students and discuss consequences for poor or disruptive behavior in the classroom. Balboa Middle School's pledge is posted in every classroom and included in the student handbook. The student handbook is available on the school website. The principal visits with each physical education class to reinforce the importance of following school rules and making responsible, respectful choices in behavior. Balboa Middle School utilizes the Restorative Justice approach based on principles that emphasize the importance of positive relationships as central to building community, and involves processes that repair relationships when harm has occurred.

	Suspensions and Expulsions								
	Balboa			VUSD			CA		
	16-17	17-18	18-19	16-17	17-18	18-19	16-17	17-18	18-19
Suspensions (%)	9.00%	4.20%	3.30%	5.00%	3.00%	2.70%	3.60%	3.50%	3.60%
Expulsions (%)	0.08%	0.84%	0.00%	0.02%	0.15%	0.05%	0.09%	0.08%	0.09%

Class Size

The Average Class Size and Distribution table in this report illustrates the distribution of class sizes by subject area, the average class size, and the number of classes that contain 1-22 students, 23-32 students, and 33 or more students. Calculations exclude classrooms of 50 or more students.

Subject	Average Class Size and Class Size Distribution			
	Average Class Size	Number of Classes*		
2016-17				
English	23	14	10	12
Math	29	4	13	10
Science	31	1	12	12
Social Science	30	3	5	17
2017-18				
English	24	14	6	16
Math	31	3	8	14
Science	32	1	6	17
Social Science	32	1	4	18
2018-19				
English	21	17	14	8
Math	28	5	15	7
Science	31	2	9	13
Social Science	30	3	8	14

*Number of classes indicates how many classrooms fall into each size category (a range of total students per classroom). At the secondary level, this information is reported by subject area rather than grade level.

CURRICULUM & INSTRUCTION

Staff Development

All professional development activities at Ventura Unified School District are aligned to the California State Standards. Staff development concentrations are selected and identified based on State Standards implementation, the new science standards, teacher surveys, and district initiatives. Findings from formative assessment results indicate that reading, writing, and mathematics are the primary focus areas.

During the 2017-18, 2018-19 and 2019-20 school years, Balboa Middle School had the opportunity to participate in districtwide staff development training focused on:

- College & Career Readiness
- CPM Adoption Training
- History-Social Science Pilot Training
- MVP Math 3 Training
- Next Generation Science Standards Pilot/ Adoption Training
- School Safety
- Special Education
- SSAE Secondary Math Grant – Cohort 1
- SSAE Secondary Math Grant – Cohort 2
- STEMScopes
- StudySync
- Technology Training
- Universal Design for Learning

Supplemental site-based training takes place during faculty, grade level, and department meetings. The principal identifies teacher training needs based upon parent survey results, teacher input, teacher evaluations, and the Healthy Kids Survey. During the 2018-19 school year, Balboa Middle School's staff development activities concentrated on:

- Behavior Reflection and Discipline Protocol
- Common and Formative Assessments
- Common Sense Media
- CPM Training
- Integration of Technology
- Multi-Tiered Systems of Support (MTSS)
- Professional Learning Communities (PLC)
- Restorative Justice
- Where Everybody Belongs (WEB) Training

The district also offers supplemental professional development to follow up and support year-round and ongoing programs centered around reading, writing, and math and tied to either specific strategies to improve student learning or district-adopted curriculum materials. Supplemental professional development is offered throughout the school year on early student release days, after school, on designated staff development days, and during substitute release time. Teacher Content Specialist Teams work with school site administrators and teaching staff to provide support and

training to ensure the successful implementation of the Common Core Standards.

The Ventura County Teacher Induction Consortium is a two-year, individualized, job-embedded system of mentoring, support and professional learning that begins in the teacher's first year of teaching for newly credentialed teachers in California. The program is accredited by the Commission on Teacher Credentialing (CTC) and is administered by the Ventura County Office of Education (VCOE), Educator Support and Effectiveness (ESE) department, in coordination with a consortium of 18 school districts, local charter schools, private schools, and 5 university partners.

Staff members are encouraged to attend professional workshops and conferences. New teachers, experienced teachers, mentor/teacher leaders, administrators, and support staff are encouraged to participate in workshops sponsored by the Ventura County Superintendent of Schools as well as the Ventura Unified School District. Profession and subject specific offerings are consistent with the California Content Standards. Classified support staff may receive job-related training from district representatives; training activities and workshops are designed to enhance and extend job performance.

Professional Development Days Three-Year Trend		
2017-18	2018-19	2019-20
2	2	2

Instructional Materials

All textbooks used in the core curriculum are aligned to the California State Standards. Instructional materials for K-8 are selected from the state's most recent list of standards-based materials and adopted by the State Board of Education, and instructional materials for 9-12 are aligned to state standards and approved by the district's board of education.

Ventura Unified School District is currently piloting new Science textbooks and anticipates adopting new curriculum by the 2020-21 school year. In order to meet State requirements, the current textbooks are being supplemented with NGSS-aligned bridge supplemental materials. History-Social Science curriculum is scheduled to be piloted in the 2020-2021 year with adoption and implementation for the 2021-2022 school year. Currently, supplemental bridge materials are being used to support the implementation of the new History-Social Science state framework.

On October 8, 2019, the Ventura Unified School District Board of Education held a public hearing to certify the extent to which

Textbooks			
Year Adopted	From Most Recent State Adoption?	Publisher and Series	Percent of Pupils Who Lack Their Own Assigned Textbooks and/or Instructional Materials
Reading/Language Arts			
2017	Yes	McGraw Hill Education: <i>StudySync</i>	0%
2017	Yes	Houghton Mifflin: <i>Read 180</i>	0%
Math			
2016	Yes	McGraw Hill Education: <i>California Math, Course 1, 2 & 3 - Volumes 1 & 2</i>	0%
2016	Yes	CPM: <i>Core Connections, Course 1, 2 & 3</i>	0%
Science			
2008	No	Holt: <i>Earth Science</i>	0%
2008	No	Holt: <i>Life Science</i>	0%
2008	No	Holt: <i>Physical Science</i>	0%
Social Science			
2007	No	Glencoe/McGraw Hill: <i>Discovering Our Past, Ancient Civilization</i>	0%
2007	No	Glencoe/McGraw Hill: <i>Discovering Our Past, Medieval and Early Modern Times</i>	0%
2007	No	Glencoe/McGraw Hill: <i>Discovering Our Past, The American Journey to WWII</i>	0%

textbooks and instructional materials have been provided to students. The Board of Education adopted Resolution #19-24 which certifies as required by Education Code §60119 (1) that textbooks and instructional materials were provided to all students, including English Learners, in the district to the extent that each pupil, including English Learners, has a standards-aligned textbook and/or instructional materials to use in class and to take home, which may include materials in a digital format but shall not include photocopied sheets from only a portion of a textbook or instructional materials copied to address a shortage, (2) that all students who are enrolled in the same course within the district have standards-aligned textbooks or instructional materials from the same adoption cycle, (3) sufficient textbooks and instructional materials were provided to each student, including English Learners, that are aligned to the academic content standards and consistent with the cycles and content of the curriculum frameworks in math, science, history-social science, and English/Language Arts, including the English Language Development component of an adopted program, 4) sufficient textbooks or instructional materials were provided to each pupil enrolled in foreign language or health classes, and 5) sufficient laboratory science equipment was available for science laboratory classes offered in grades 9-12, inclusive.

In addition to core subject areas, districts are required to disclose in their SARCs the sufficiency of instructional materials used for their visual/performing arts curricula. During the 2019-20 school year, Ventura Unified School District provided each student, including English Learners, enrolled in a visual/performing arts class with a textbook or instructional materials to use in class and to take home. These materials complied with the state's content standards and curriculum frameworks.

	Balboa			VUSD		
	17-18	18-19	19-20	17-18	18-19	19-20
Total Teachers	43	42	41	753	721	713
Teachers with Full Credential	43	39	40	753	690	678
Teachers without Full Credential	0	3	0	0	31	0
Teaching Outside Subject Area (with full credential)	20	16	13	111	105	89
Misassignments of Teachers of English Learners	0	0	0	1	0	1
Total Teacher Misassignments*	0	0	0	1	1	2
Teacher Vacancies	0	0	0	4	3	4

*Note: "Misassignments" refers to the number of positions filled by teachers who lack legal authorization to teach that grade level, subject area, student group, etc. *Total Teacher Misassignments includes the number of Misassignments of Teachers of English learners.*

PROFESSIONAL STAFF

Teacher Assignment

During the 2018-19 school year, Balboa Middle School had 39 teachers who met all credential requirements in accordance with state guidelines. The chart below identifies the number of teachers at both the school and district who are 1) fully credentialed; 2) without full credentials; 3) teaching outside subject area of competence; 4) misassignments for English learners; 5) total teacher misassignments; and 6) vacant teacher positions. The term "misassignments" refers to the number of positions filled by teachers who lack legal authorization to teach that grade level, subject area, student group, etc.

Counseling & Support Staff

Balboa Middle School provides professional, highly qualified staff that provide additional services and support centered on the whole student academically, physically, and mentally. The Counseling and Support Services table in this report illustrates the availability of non-instructional support staff to Balboa Middle School's students.

Full-time equivalent (FTE) is a standard measurement used to identify an employee's regular work load on a weekly basis. For example, an FTE of 1.0 designates a full-time position and the employee is on campus and available all day every day of the week; an FTE of 0.5 indicates that the staff member is available and on campus a portion (50%) of the week.

Academic Counselors and Other Support Staff 2018-19		
	No. of Staff	FTE*
Academic Counselor	3	2.7
Health Technician	1	1.0
Librarian	1	1.0
Occupational Therapist	As needed	
Office Manager	1	1.0
Psychologist	1	0.9
School Nurse	1	0.3
School Resource Officer	As needed	
Speech & Language Pathologist	2	1.2
Library Media Technician	1	1.0
Average Number of Students per Academic Counselor		413.1

*One Full Time Equivalent (FTE) equals one staff member working full time; one FTE could also represent two staff members who each work 50% of full time.

DISTRICT EXPENDITURES

Salary & Budget Comparison

State law requires comparative salary and budget information to be reported to the general public. For comparison purposes, the State Department of Education has provided average salary data from school districts having similar average daily attendance throughout the state. (Note: 2017-18 salary comparison data was the most recent data available at the time this report was published.)

Expenditures Per Student

For the 2017-18 school year, Ventura Unified School District spent an average of \$10,967 of total general funds to educate each student (based on 2017-18 audited financial statements and in accordance with calculations defined in Education Code §41372). The table in this report 1) compares the school's per pupil expenditures from unrestricted (basic) and restricted (supplemental) sources with other schools in the district and throughout the state, and 2) compares the average teacher salary at the school site with average teacher salaries at the district and state levels. Detailed information regarding expenditures and salaries can be found at the CDE web site at www.cde.ca.gov/ds/fd/ec/ and www.cde.ca.gov/ds/fd/cs/. (The figures shown in the following table reflect the direct cost of educational services, per ADA, excluding food services, facilities acquisition and construction, and certain other expenditures.)

Teacher and Administrative Salaries 2017-18		
	VUSD	State Average of Districts in Same Category
Beginning Teacher Salary	46,841	51,374
Mid-Range Teacher Salary	67,452	80,151
Highest Teacher Salary	93,427	100,143
Average Principal Salaries:		
Elementary School	114,918	126,896
Middle School	120,595	133,668
High School	136,796	143,746
Superintendent Salary	222,000	245,810
Percentage of Budget For:		
Teacher Salaries	33	35
Administrative Salaries	5	5

For detailed information on salaries, see the CDE *Certificated Salaries & Benefits Web page* at <http://www.cde.ca.gov/ds/fd/cs/>.

Expenditures Per Pupil and School Site Teachers Salaries 2017-18					
Expenditures Per Pupil	Balboa	VUSD	Dollars Spent Per Student		
			% Difference - School and District	State Average for Districts of Same Size and Type	% Difference - School and State
Total Restricted and Unrestricted	6,467	N/A	N/A	N/A	N/A
Restricted (Supplemental)	1,195	N/A	N/A	N/A	N/A
Unrestricted (Basic)	5,273	6,253	84.3%	7,507	70.2%
Average Teacher Salary	75,308	76,589	98.3%	82,031	91.8%

Note: Cells with N/A values do not require data.

In addition to general fund state funding, Ventura Unified School District receives state and federal categorical funding for special programs. For the 2017-18 school year, the district received categorical, special education, and support programs funds for:

- After School Education and Safety (ASES)
- California Career Pathways Trust
- California Clean Energy Jobs Act
- Career and Technical Education Programs
- Career Technical Education Incentive Grant Program
- Department of Rehabilitation
- Education Protection Account
- Indian Education
- Lottery: Instructional Materials
- Medi-Cal Billing Option
- Other Federal Funds
- Other Local: Locally Defined
- Other State: Locally Defined
- Special Education
- State Lottery
- STRS On-Behalf Pension Contributions
- Title I, II, III, IV
- Tobacco-Use Prevention Education

SARC DATA & INTERNET ACCESS

DataQuest

DataQuest is an online data tool located at <http://dq.cde.ca.gov/dataquest/> that contains additional information about Balboa Middle School and comparisons of the school to the district, the county, and the state. DataQuest provides reports for school accountability, including but not limited to, CAASPP results, Physical Fitness results, Suspensions and Expulsions, Dropout & Graduation Rates, enrollment, and staffing statistics.

Public Internet Access Location

Parents may access Balboa Middle School's SARC and access the internet in the school library or at any of the county's public libraries. The closest public library to Balboa Middle School is the E. P. Foster Library, a branch of Ventura County Library.

E. P. Foster Library

Address: 651 East Main Street, Ventura
Phone Number: (805) 648-2715
Web Site: www.vencollibrary.org
Number of Computers Available: 34

Balboa Middle School Library

Hours: 8:30 a.m. - 3:30 p.m.
Visitors must check in at the school office upon arrival
Number of Computers Available: 25
Printer Available: Yes

Disclosure

The statistical information disclosed in this report is obtained from the California Department of Education and the Ventura Unified School District. At the time of publication, this report met all SARC-related state and federal requirements, using the most current data available. Data to prepare the instructional materials section was acquired in November 2019 and the school facilities sections was acquired in December 2019.

School Site Council Bylaws

Balboa Middle School
School Site Council
Bylaws

**Article I****Name of the Council**

The name of this council is established as the Balboa Middle School, School Site Council.

Article II**Role of the Council**

The School Site Council is required, under state law, to serve as the school community representative body for determining the focus of the school's academic instructional program and all related categorical resources. The School Site Council has responsibility of these duties:

- *Analyzing and evaluating the academic achievement of all students in the school*
- *Obtain recommendations from school site advisory, standing, and special committees regarding the focus of the School Plan for Student Achievement*
- *Developing and approving the school plan and all related proposed expenditures in accordance with all state and federal laws and regulations*
- *Recommending the school plan including related budget expenditures to the local governing board*
- *Providing ongoing monitoring of the implementation of the plan and budgets/expenditures*
- *Revising the school plan, including expenditures, timelines, and evaluation criteria, as needed*
- *Participating in all local, state, and federal reviews of the school's program for compliance and quality*
- *Annually evaluating the effectiveness of the school's progress toward meeting school goals to raise student achievement for all students*
- *Encouraging broad representation of parents, community members, teachers, and students, if appropriate, including all socioeconomic, ethnic, and programmatic groups represented in the school in leadership roles and in the activities of the School Site Council*
- *Carrying out all other duties assigned to the council by the district governing board and by state or federal law*

Article III - Members**Section 1: Size and Composition**

The council will be composed of a minimum of 10 members. Half of the representation on the council shall be from the school staff including:

- *classroom teachers*
- *other school staff member*
- *Principal*

The remaining half on the council shall be:

- *Parents or community members, selected by parents at the school*
- *Students enrolled at Balboa Middle School, selected by students attending the school.*

Section 2: Term of Office

All members of the council shall serve for a term of 2 years. However, in order to achieve staggered membership, one-half, or the nearest approximation, of each representative group shall be selected during the odd years and the remaining number of members selected during the even years.

Section 3: Selection/Election of Members

Elections of council members shall be held each year in September. Annually, the School Site Council will establish an Election Committee composed of a teacher, other school personnel, parent, and student, if appropriate, to oversee the election of council members.

Election Committee: The duties of the committee shall be to supervise the election procedure, to identify nominees based on the nominating procedure, to unseal and count the ballots, and to declare elected representatives based on the election procedure.

Section 4: Voting Rights

Each member of the council shall be entitled to one vote and may cast that vote on each matter submitted to a vote of the Council. Absentee ballots shall not be permitted.

An alternative representative may not cast a vote in the absence of the selected member. The role of an alternative is for information collection only.

Section 5: Termination of Membership

A member shall no longer hold membership should he or she cease to be a resident of the school or no longer meets the membership requirements under which she/he was selected.

Membership shall automatically terminate for any member who is absent from three regular School Site Council meetings during the school year.

The Council, by an affirmative vote of two-thirds of all the members, can suspend or expel a member.

Section 6: Transfer of Membership

Membership on the Council may not be assigned or transferred.

Section 7: Resignation

Any selected council member may terminate his or her membership by submitting a written letter of resignation to the Council chairperson.

Section 8: Vacancy

Any vacancy on the Council that occurs during the term of a member shall be filled by:

- An election of a new member by the appropriate representative group.*

- *An appointment of a new member to fill the remainder of the term (selected by the remaining peer group members, not the Council as a whole)*
- *Seating of a previously elected alternative member to fill the remainder of the term of the vacant seat.*

ARTICLE IV- OFFICERS

Section 1: Officers

The officers of the Council shall include a chairperson, vice-chairperson, secretary, and any other officers the Council shall deem as desirable.

Section 2: Election of Officers and Terms of Office

The officers of the Council shall be elected annually and shall serve a term for one year or until a successor has been elected.

Any member of the Council, including the principal, may serve in any officer capacity.

Section 3: Removal of Officers

Any officer may be removed from their office by a two-thirds vote of all council members.

Section 4: Vacancy in an Officer Position

A vacancy in any office because of resignation, removal, disqualification, death, or otherwise shall be filled for the remainder of the officer's term.

A vacancy in any office shall be filled by a special election of the Council.

This special election will be included in the posted meeting agenda.

Section 5: Officer Duties

The chairperson shall:

- *Preside at all meetings of the Council*
- *Sign all letters, reports, and other communications of the Council*
- *Provide all notices in accordance with the provisions of these bylaws*
- *Perform all duties assigned to the office of the chairperson.*

The vice-chairperson shall:

- *Represent the chairperson or council in assigned duties.*
- *Substitute for the chairperson in his or her absence*

The secretary shall:

- *Keep minutes of all regular and special meetings of the Council*
- *Promptly transmit to each of the council members and district representative true and correct copies of the minutes of such meetings*
- *Serve as custodian of the School Site Council records*

- *Perform all duties assigned to the office of secretary*
- *Perform such duties that are assigned by the chairperson or the council*

Article V- Committees

Section 1: Standing and Special Committees

The School Site Council may establish standing or special committees to perform various functions as prescribed by the Council. All such committees will include representation from the various representative groups. All appointed individuals and committees serve at the pleasure of the Council and are advisory to it. No standing or special committee may exercise the authority of the Council. A standing or special committee may be abolished by a vote of the Council.

The purpose of these committees is to:

- *Gather and analyze data*
- *Examine materials, staffing, or funding possibilities*
- *Propose to the Council strategies for improving the instructional practices.*

Section 2: Standing and Special Committee Membership

Unless otherwise determined by the Council, the Council chairperson shall appoint members of the standing or special committees. A vacancy on a standing or special committee shall be filled by appointment of the chairperson.

Section 3: Standing and Special Committee Term of Office

The Council shall determine the membership terms for all standing and special committees. This term should be communicated to the committee members at the beginning of their assignment.

Section 4: Standing and Special Committee Rules

Each standing and special committee will establish procedural rules that are consistent with the Council's bylaws and the district governing board.

Article VI- Meetings of the School Site Council

Section 1: Meetings

The Council shall hold its regular meetings, a minimum of 6 times during the school year. Special meetings of the Council may be called by the chairperson or by a majority vote of the Council.

Section 2: Place of Meetings

The Council shall hold its regular meetings at a facility provided by the school, unless the school principal determines that such a facility accessible to the public, including handicapped persons, is unavailable or does not meet health and/or safety codes. The school principal and Council chairperson shall determine alternative meeting sites jointly.

Section 3: Notice of Meetings

Written notice of the meeting shall be posted at least 72 hours in advance of the meeting at the school site, or any other appropriate place that is accessible to the public. This written notice shall specify the date, time, and location of the meeting, and contain an agenda describing each item of business to be discussed or acted upon. Any change in the established date, time, or location of the meeting needs to be noted in the agenda. The Council shall not take any action on any item of business unless that item appears on the posted agenda, or unless the council or committee members present, by unanimous vote, find that there is a need to take immediate action and that the need for action came to the attention of the council or committee subsequent to the posting of the agenda.

Questions or brief statements made at a meeting by members of the Council, committee, or public that do not have a significant effect on pupils or employees in the school or school district or that can be resolved solely by the provision of information need not be described on an agenda as items of business.

All required notices shall be delivered to council and committee members no less than 72 hours, and no more than 5 days in advance of the meeting, personally, by mail, or by email.

The Council will annually notify representative groups of the meetings schedules through:

- *Inclusion in school communications (e.g., bulletins, newsletters)*
- *Posted (office window, cafeteria entrance, school entryways).*

Section 4: Quorum

The presence of 51% of the Council membership in attendance at the meeting will constitute a quorum. No decisions of the Council shall be valid unless a quorum of the membership is present.

Section 5: Conduct of Meetings

Meetings of the Council shall be conducted in accordance with the rules of order established by Education Code 35147 and the Robert's Rules of Order or an adaption thereof approved by the Council.

Section 6: Meetings Open to the Public

All meetings of the Council and its appointed committees shall be open to the public. Any member of the public shall be able to address the Council during the meeting on any item within the subject matter jurisdiction of the Council. Every agenda for regular meetings shall provide an opportunity for members of the public to directly address the School Site Council on any item of interest to the public, before or during the Council's consideration of that item.

Section 7: Decisions of the School Site Council

The Council may not take any action on any item of business unless that item appears on the posted agenda or unless council members present, by unanimous vote, find that there is a need to take immediate action and that the need for action came to the attention of the Council subsequent to the posting of the agenda.

Each meeting agenda will include a time for public comment. The School Site Council will provide opportunities for the public to comment on matters that are not on the agenda, but no action may be taken by the Council.

The minutes of the Council meeting are public records and are available to the public.

Any materials provided to a School Site Council shall be made available to any member of the public who requests the materials pursuant to the California Public Records Act (Chapter 3.5 [Commencing with Section 6250] of Division 7 of Title 1).

Section 8: Communication with the Local Board Of Education

The School Site Council shall implement the rules and regulations as defined in local board policy. The Council may communicate with the board by submitting a letter to the Board of Education office. A School Site Council may request to speak at a local board of education meeting by following district procedures for communicating with the school board.

A local board of education has the right to deny the content and related budget found in the School Plan for Student Achievement. The Board of Education will provide written notification to the Council about their concerns.

Section 9: Uniform Complaint Procedures

Annually, the School Site Council shall participate in training about the district’s uniform complaint procedures. This training will review procedures for filing a complaint. If any School Site Council member or member of the public believes that the School Site Council has taken an action that is in violation of their legal authority, the individual or group may file a uniform complaint form with the district.

Article VII- Bylaw Amendments

An amendment of these bylaws may be made at any regular meeting of the Council by a vote of two-thirds of the members present. Written notice of the proposed amendment must be posted as a part of the agenda and must be submitted to council members at least seven days prior to the meeting at which the amendment is to be considered for adoption.

**The foregoing bylaws were adopted by the Balboa Middle School,
School Site Council on _____ in Ventura, CA.**

School Site Council Chairperson: _____

School Site Council Vice-Chairperson: _____

School Site Council Secretary: _____